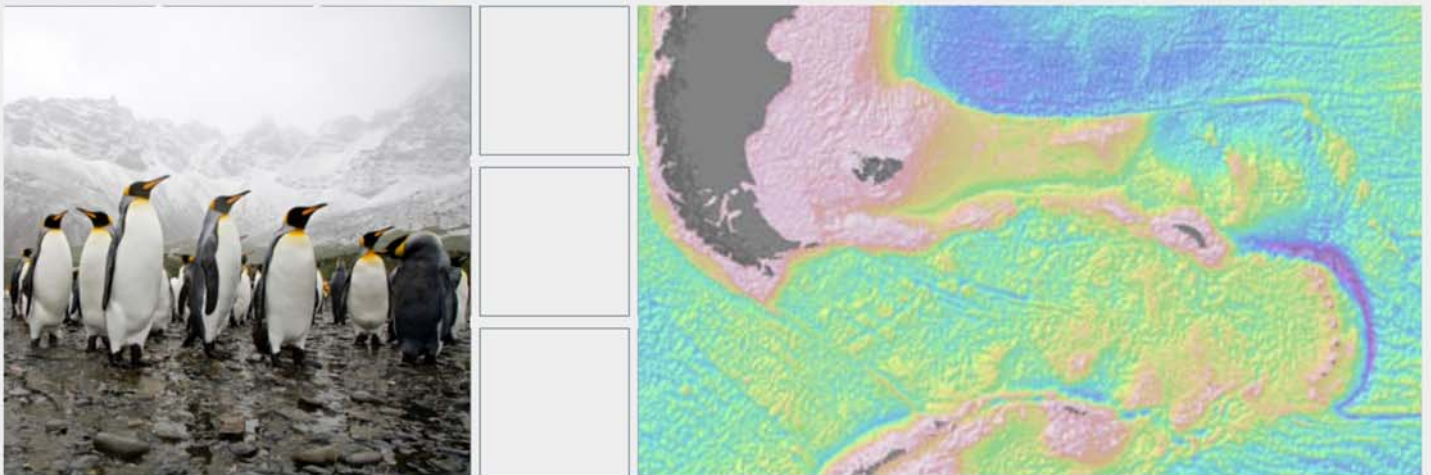



**Submission  
to the  
Commission on the Limits of the Continental Shelf  
pursuant to Article 76, paragraph 8  
of the  
United Nations Convention on the Law of the Sea 1982  
in respect of  
the Falkland Islands,  
and of South Georgia and the South Sandwich Islands**



**United Kingdom of Great Britain and Northern Ireland**



**Continental Shelf Submission in respect of the Falkland Islands, South Georgia and the South Sandwich Islands**

**Executive Summary – Table of Contents**

- 1 Introduction
- 2 Outer limit of the continental shelf in the region of the Falkland Islands, and of South Georgia and the South Sandwich Islands
- 3 Provisions of Article 76 invoked
- 4 Names of any Commission members who provided advice during the preparation of the submission
- 5 Other Potential Overlapping Submissions
- 6 Description of the outer limit of the continental shelf in the region of the Falkland Islands, and of South Georgia and the South Sandwich Islands
- 7 State bodies responsible for the preparation of the Submission



# **Submission in respect of the Falkland Islands, and of South Georgia and the South Sandwich Islands**

## **Executive Summary**

### **1 Introduction**

This submission to the Commission on the Limits of the Continental Shelf is made by the United Kingdom of Great Britain and Northern Ireland (UK) pursuant to Article 76, paragraph 8 of the Convention jointly on behalf of the UK Overseas Territory of the Falkland Islands, and the UK Overseas Territory of South Georgia and the South Sandwich Islands and in support of the establishment of the outer limit of the continental shelf in the area around those Territories.

#### **The Falkland Islands**

The Falkland Islands are a UK Overseas Territory of around 700 islands in the South Atlantic, the largest being East Falkland and West Falkland. They are situated about 770km (480 nautical miles) north-east of Cape Horn and 480km (300 nautical miles) from the nearest point on the South American mainland.

Supreme authority is vested in HM The Queen and exercised by a Governor, resident on the Falkland Islands, on her behalf, advised by the Falkland Islands Executive and Legislative Assembly, and in accordance with the Falkland Islands Constitution.

#### **South Georgia and the South Sandwich Islands**

South Georgia and the South Sandwich Islands are a UK Overseas Territory and lie south of the Southern Ocean Convergence. South Georgia is a crescent-shaped island about 185 km (100 nautical miles) long and between 1.85 and 45 km (1 to 24 nautical miles) wide. South Georgia lies between 53°56' and 54°55'S, and is situated 1,370 km (740 nautical miles) east-south-east of the Falkland Islands and 4,815 km (2,600 nautical miles) from South Africa. The South Sandwich Islands lie in an arc some 740 km (400 nautical miles) further south-east and consist of a chain of 11 volcanic islands approximately 400 km (215 nautical miles) in length.

Supreme authority is vested in HM The Queen and exercised by a Commissioner, resident on the Falkland Islands, on her behalf in accordance with the constitution of South Georgia and the South Sandwich Islands. Two

Government Officers live on South Georgia at King Edward Point but the majority of administration is carried out from Stanley by officers of the Government of South Georgia and the South Sandwich Islands.

## **2 Outer limit of the continental shelf in the region of the Falkland Islands, and of South Georgia and the South Sandwich Islands**

The present submission deals only with the outer limit of the continental shelf in the region of the Falkland Islands, and of South Georgia and the South Sandwich Islands region, and is thus a partial submission of the UK.

## **3 Provisions of Article 76 invoked**

The outer limits contained in this submission are based on the provisions of Article 76, paragraphs 4 (a) (ii), 4 (b), 5 and 7.

## **4 Names of any Commission members who provided advice during the preparation of the submission**

No advice was provided by any member of the Commission.

## **5 Other Potential Overlapping Submissions**

In accordance with Article 76 paragraph 10 and Article 9 of Annex II of the Convention, and paragraph 2(a) of Annex 1 to the Commission's Rules of Procedure (CLCS/40/Rev.1), the UK wishes to inform the Commission that the subject of this partial submission is also the subject of a submission by Argentina.

In accordance with paragraph 2(b) of Annex I to the Commission's Rules of Procedure, the UK wishes to inform the Commission that, in its view, this partial submission and the recommendations of the Commission made in respect of it will not prejudice matters relating to the delimitation of boundaries between the UK and any other State.

The United Kingdom has no doubt about its sovereignty over the Falkland Islands, South Georgia and the South Sandwich Islands and the surrounding maritime areas.

## **6 Description of the outer limit of the continental shelf in the region of the Falkland Islands, and of South Georgia and the South Sandwich Islands**

The outer limit in the region of the Falkland Islands, and of South Georgia and the South Sandwich Islands has been determined using the provisions contained in Article 76 paragraph 4 (a) (ii). 60 nautical mile arcs measured from the foot of the slope (Hedberg formula) have been generated from all the foot of slope points (FOS 1 to FOS 38).

The final outer limit is, in parts, constrained by the limits defined by Article 76, para 5 (either 350M or at 100M beyond the 2500m isobath).

Accordingly, the outer limit consists of straight lines, each less than 60M long as provided for in Article 76, paragraph 7 of the Convention, joining Fixed Points on the FOS+60 nautical mile line using FOS 1, 2, 4, 5, 7, 8, 9, 11, 12, 13, 14, 15, 17, 18, 19, 20, 21, 22, 24, 26, 28, 29, 31, 32, 33, 35, 36 and 37 (Figure 1 and Table 1) and parts of the combined constraint line.

## **7 State bodies responsible for the preparation of the Submission**

This submission, together with all maps, figures, enclosures, appendices and digital databases was prepared jointly by the National Oceanography Centre, Southampton, UK, the United Kingdom Hydrographic Office, UK, the Foreign and Commonwealth Office, UK and the British Geological Survey, UK. This submission was prepared with the full consent of the Falkland Islands Government and the Government of South Georgia and the South Sandwich Islands.

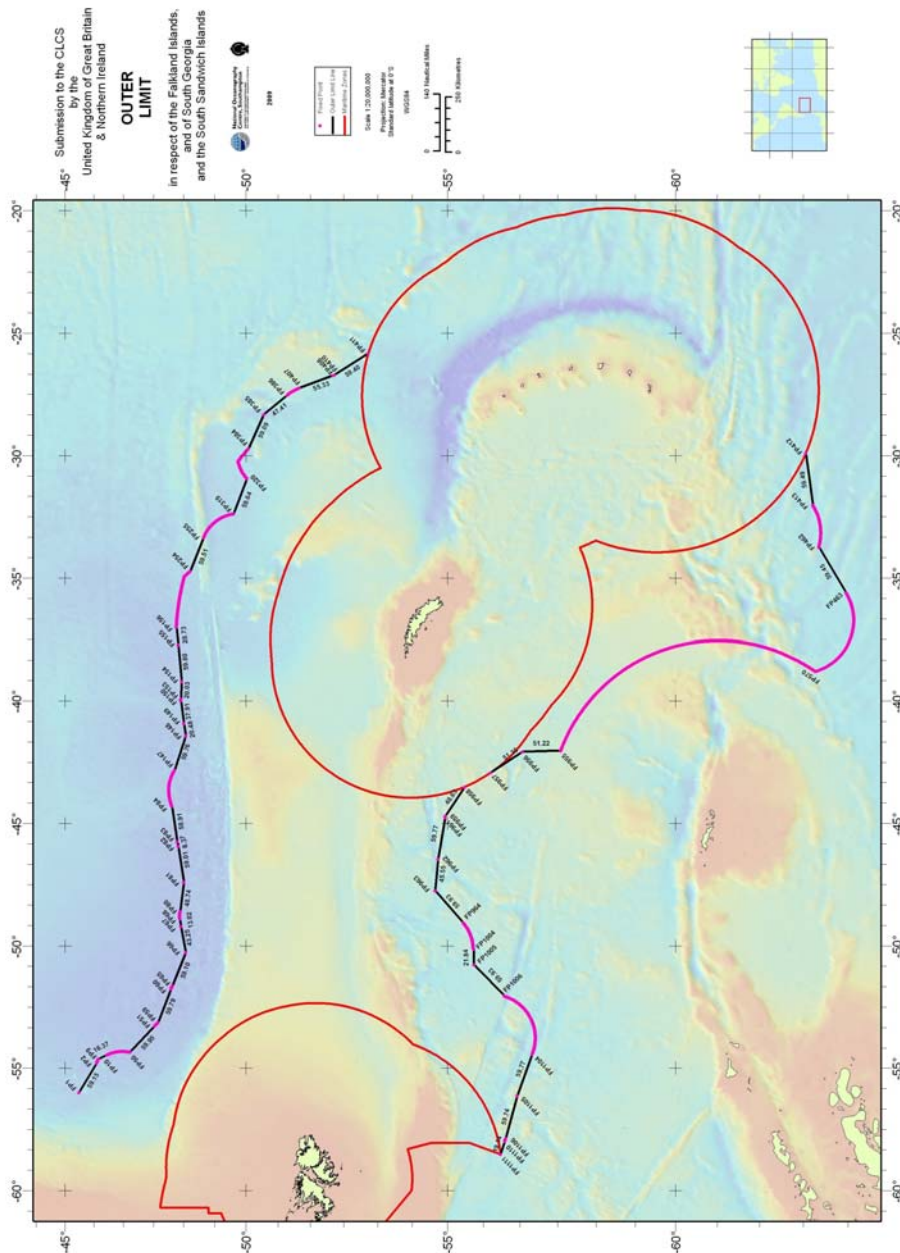


Figure 1: Outer limit of the continental shelf beyond 200M for the Falkland Islands, South Georgia and the South Sandwich Islands region. In accordance with the UK's Note No. 168/08 of 9 May 2008, this submission does not include areas of continental shelf appurtenant to Antarctica.



Table 1: List of coordinates and method of determination for each fixed point describing the outer limit of the continental shelf in the area of the Falkland Islands, South Georgia and the South Sandwich Islands.

FP	Latitude (S)	Longitude (W)	Method	From FP	to FP	Dist (M)
1	-45.40797438	-55.98251443	Fixed Point on 2500m+100M limit			
2	-45.92153082	-54.77276222	Fixed Point on 350M limit	1	2	59.15
3	-45.92720908	-54.75036049	Fixed Point on 350M limit	2	3	1.00
4	-45.93292749	-54.72797671	Fixed Point on 350M limit	3	4	1.00
5	-45.93868606	-54.70561091	Fixed Point on 350M limit	4	5	1.00
6	-45.94448475	-54.68326307	Fixed Point on 350M limit	5	6	1.00
7	-45.950322	-54.66093769	Fixed Point on 350M limit	6	7	1.00
8	-45.95620092	-54.63862803	Fixed Point on 350M limit	7	8	1.00
9	-45.96163284	-54.6181689	Fixed Point on 350M limit	8	9	0.91
10	-46.20664518	-54.44593491	Fixed Point on 60M envelope of arcs generated from FOS2	9	10	16.37
11	-46.22167726	-54.43559081	Fixed Point on 60M envelope of arcs generated from FOS2	10	11	1.00
12	-46.23682676	-54.42560154	Fixed Point on 60M envelope of arcs generated from FOS2	11	12	1.00
13	-46.25208889	-54.4159716	Fixed Point on 60M envelope of arcs generated from FOS2	12	13	1.00
14	-46.26745888	-54.40670548	Fixed Point on 60M envelope of arcs generated from FOS2	13	14	1.00
15	-46.28293354	-54.39780542	Fixed Point on 60M envelope of arcs generated from FOS2	14	15	1.00
16	-46.29850809	-54.38927143	Fixed Point on 60M envelope of arcs generated from FOS2	15	16	1.00
17	-46.31417933	-54.38111023	Fixed Point on 60M envelope of arcs generated from FOS2	16	17	1.00
18	-46.32994096	-54.37332184	Fixed Point on 60M envelope of arcs generated from FOS2	17	18	1.00

FP	Latitude (S)	Longitude (W)	Method	From FP	to FP	Dist (M)
19	-46.34578977	-54.36590849	Fixed Point on 60M envelope of arcs generated from FOS2	18	19	1.00
20	-46.36172259	-54.35887468	Fixed Point on 60M envelope of arcs generated from FOS2	19	20	1.00
21	-46.37773312	-54.35222041	Fixed Point on 60M envelope of arcs generated from FOS2	20	21	1.00
22	-46.39381661	-54.34595017	Fixed Point on 60M envelope of arcs generated from FOS2	21	22	1.00
23	-46.40997145	-54.34006172	Fixed Point on 60M envelope of arcs generated from FOS2	22	23	1.00
24	-46.42619137	-54.33456178	Fixed Point on 60M envelope of arcs generated from FOS2	23	24	1.00
25	-46.44247163	-54.32945037	Fixed Point on 60M envelope of arcs generated from FOS2	24	25	1.00
26	-46.45880907	-54.32472972	Fixed Point on 60M envelope of arcs generated from FOS2	25	26	1.00
27	-46.47519744	-54.32039984	Fixed Point on 60M envelope of arcs generated from FOS2	26	27	1.00
28	-46.49163359	-54.31646297	Fixed Point on 60M envelope of arcs generated from FOS2	27	28	1.00
29	-46.5081128	-54.31292137	Fixed Point on 60M envelope of arcs generated from FOS2	28	29	1.00
30	-46.52463039	-54.30977726	Fixed Point on 60M envelope of arcs generated from FOS2	29	30	1.00
31	-46.54118012	-54.30702842	Fixed Point on 60M envelope of arcs generated from FOS2	30	31	1.00
32	-46.55776041	-54.30467932	Fixed Point on 60M envelope of arcs generated from FOS2	31	32	1.00
33	-46.57436657	-54.30272998	Fixed Point on 60M envelope of arcs generated from FOS2	32	33	1.00
34	-46.59099084	-54.30118039	Fixed Point on 60M envelope of arcs generated from FOS2	33	34	1.00
35	-46.60763165	-54.30003279	Fixed Point on 60M envelope of arcs generated from FOS2	34	35	1.00
36	-46.62428279	-54.29928719	Fixed Point on 60M envelope of arcs generated from FOS2	35	36	1.00
37	-46.6409396	-54.29894358	Fixed Point on 60M envelope of arcs generated from FOS2	36	37	1.00
38	-46.65759899	-54.29900197	Fixed Point on 60M envelope of arcs generated from FOS2	37	38	1.00
39	-46.67425476	-54.2994646	Fixed Point on 60M envelope of arcs generated from FOS2	38	39	1.00

FP	Latitude (S)	Longitude (W)	Method	From FP	to FP	Dist (M)
40	-46.69090382	-54.30033148	Fixed Point on 60M envelope of arcs generated from FOS2	39	40	1.00
41	-46.70753845	-54.30160259	Fixed Point on 60M envelope of arcs generated from FOS2	40	41	1.00
42	-46.72415865	-54.30327571	Fixed Point on 60M envelope of arcs generated from FOS2	41	42	1.00
43	-46.74075517	-54.30535306	Fixed Point on 60M envelope of arcs generated from FOS2	42	43	1.00
44	-46.7573265	-54.30783241	Fixed Point on 60M envelope of arcs generated from FOS2	43	44	1.00
45	-46.773868	-54.310716	Fixed Point on 60M envelope of arcs generated from FOS2	44	45	1.00
46	-46.79037201	-54.31400384	Fixed Point on 60M envelope of arcs generated from FOS2	45	46	1.00
47	-46.806837	-54.31769142	Fixed Point on 60M envelope of arcs generated from FOS2	46	47	1.00
48	-46.82325684	-54.321781	Fixed Point on 60M envelope of arcs generated from FOS2	47	48	1.00
49	-46.83962848	-54.32627258	Fixed Point on 60M envelope of arcs generated from FOS2	48	49	1.00
50	-46.85594581	-54.33116166	Fixed Point on 60M envelope of arcs generated from FOS2	49	50	1.00
51	-47.54072946	-53.26450434	Fixed Point on 60M envelope of arcs generated from FOS4	50	51	59.95
52	-47.55182187	-53.24615175	Fixed Point on 60M envelope of arcs generated from FOS4	51	52	1.00
53	-47.56311712	-53.22806642	Fixed Point on 60M envelope of arcs generated from FOS4	52	53	1.00
54	-47.57461053	-53.21025508	Fixed Point on 60M envelope of arcs generated from FOS4	53	54	1.00
55	-47.58630196	-53.19271996	Fixed Point on 60M envelope of arcs generated from FOS4	54	55	1.00
56	-47.59818672	-53.17546782	Fixed Point on 60M envelope of arcs generated from FOS4	55	56	1.00
57	-47.61026163	-53.15850538	Fixed Point on 60M envelope of arcs generated from FOS4	56	57	1.00
58	-47.62252202	-53.14183265	Fixed Point on 60M envelope of arcs generated from FOS4	57	58	1.00
59	-47.63496774	-53.12545636	Fixed Point on 60M envelope of arcs generated from FOS4	58	59	1.00
60	-47.9920782	-51.74521514	Fixed Point on 60M envelope of arcs generated from FOS5	59	60	59.79

FP	Latitude (S)	Longitude (W)	Method	From FP	to FP	Dist (M)
61	-47.99806862	-51.72206106	Fixed Point on 60M envelope of arcs generated from FOS5	60	61	1.00
62	-48.00431155	-51.69905521	Fixed Point on 60M envelope of arcs generated from FOS5	61	62	1.00
63	-48.01080688	-51.67619982	Fixed Point on 60M envelope of arcs generated from FOS5	62	63	1.00
64	-48.01755151	-51.65350388	Fixed Point on 60M envelope of arcs generated from FOS5	63	64	1.00
65	-48.02454534	-51.63097414	Fixed Point on 60M envelope of arcs generated from FOS5	64	65	1.00
66	-48.38772802	-50.26226279	Fixed Point on 60M envelope of arcs generated from FOS6	65	66	59.10
67	-48.26245906	-49.19850703	Fixed Point on 2500m+100M limit	66	67	43.25
68	-48.23221354	-48.87695732	Fixed Point on 2500m+100M limit	67	68	13.02
69	-48.23197347	-48.87068258	Fixed Point on 60M envelope of arcs generated from FOS7	68	69	0.25
70	-48.23129527	-48.84577679	Fixed Point on 60M envelope of arcs generated from FOS7	69	70	1.00
71	-48.23089015	-48.82085753	Fixed Point on 60M envelope of arcs generated from FOS7	70	71	1.00
72	-48.23075661	-48.79615161	Fixed Point on 60M envelope of arcs generated from FOS7	71	72	1.00
73	-48.23089315	-48.77122561	Fixed Point on 60M envelope of arcs generated from FOS7	72	73	1.00
74	-48.23130127	-48.74630634	Fixed Point on 60M envelope of arcs generated from FOS7	73	74	1.00
75	-48.23198097	-48.7213983	Fixed Point on 60M envelope of arcs generated from FOS7	74	75	1.00
76	-48.23293224	-48.69651048	Fixed Point on 60M envelope of arcs generated from FOS7	75	76	1.00
77	-48.23415655	-48.6716496	Fixed Point on 60M envelope of arcs generated from FOS7	76	77	1.00
78	-48.23565089	-48.64682242	Fixed Point on 60M envelope of arcs generated from FOS7	77	78	1.00
79	-48.23741674	-48.62203341	Fixed Point on 60M envelope of arcs generated from FOS7	78	79	1.00
80	-48.23945256	-48.59728931	Fixed Point on 60M envelope of arcs generated from FOS7	79	80	1.00
81	-48.34067726	-47.39015794	Fixed Point on 60M envelope of arcs generated from FOS8	80	81	48.74

FP	Latitude (S)	Longitude (W)	Method	From FP	to FP	Dist (M)
82	-48.18619578	-45.93631101	Fixed Point on 60M envelope of arcs generated from FOS9	81	82	59.01
83	-48.15884555	-45.73179606	Fixed Point on 2500m+100M limit	82	83	8.37
84	-48.01376493	-44.28337495	Fixed Point on 2500m+100M limit	83	84	58.91
85	-48.008563	-44.25979642	Fixed Point on 2500m+100M limit	84	85	1.00
86	-48.00351427	-44.23614827	Fixed Point on 2500m+100M limit	85	86	1.00
87	-47.9986203	-44.2124305	Fixed Point on 2500m+100M limit	86	87	1.00
88	-47.99662007	-44.20249064	Fixed Point on 2500m+100M limit	87	88	0.41
89	-47.99373641	-44.18792221	Fixed Point on 2500m+100M limit	88	89	0.61
90	-47.98915056	-44.1640697	Fixed Point on 2500m+100M limit	89	90	1.00
91	-47.9847211	-44.14015654	Fixed Point on 2500m+100M limit	90	91	1.00
92	-47.98044657	-44.11618275	Fixed Point on 2500m+100M limit	91	92	1.00
93	-47.97632851	-44.09214833	Fixed Point on 2500m+100M limit	92	93	1.00
94	-47.97236695	-44.06806	Fixed Point on 2500m+100M limit	93	94	1.00
95	-47.96856195	-44.04391554	Fixed Point on 2500m+100M limit	94	95	1.00
96	-47.96491503	-44.01971941	Fixed Point on 2500m+100M limit	95	96	1.00
97	-47.96142472	-43.99547388	Fixed Point on 2500m+100M limit	96	97	1.00
98	-47.95809107	-43.97118119	Fixed Point on 2500m+100M limit	97	98	1.00
99	-47.9549171	-43.94684359	Fixed Point on 2500m+100M limit	98	99	1.00
100	-47.95190135	-43.92246106	Fixed Point on 2500m+100M limit	99	100	1.00
101	-47.94904385	-43.89804036	Fixed Point on 2500m+100M limit	100	101	1.00
102	-47.94634612	-43.87357924	Fixed Point on 2500m+100M limit	101	102	1.00

FP	Latitude (S)	Longitude (W)	Method	From FP	to FP	Dist (M)
103	-47.94380668	-43.84907993	Fixed Point on 2500m+100M limit	102	103	1.00
104	-47.94142708	-43.82454919	Fixed Point on 2500m+100M limit	103	104	1.00
105	-47.93920732	-43.79998476	Fixed Point on 2500m+100M limit	104	105	1.00
106	-47.93714743	-43.77539113	Fixed Point on 2500m+100M limit	105	106	1.00
107	-47.93651511	-43.76720074	Fixed Point on 60M envelope of arcs generated from FOS11	106	107	0.33
108	-47.93583901	-43.75601447	Fixed Point on 60M envelope of arcs generated from FOS11	107	108	0.45
109	-47.93461659	-43.73129733	Fixed Point on 60M envelope of arcs generated from FOS11	108	109	1.00
110	-47.93366731	-43.70655323	Fixed Point on 60M envelope of arcs generated from FOS11	109	110	1.00
111	-47.93298967	-43.68178892	Fixed Point on 60M envelope of arcs generated from FOS11	110	111	1.00
112	-47.93258369	-43.65701339	Fixed Point on 60M envelope of arcs generated from FOS11	111	112	1.00
113	-47.93244936	-43.6324512	Fixed Point on 60M envelope of arcs generated from FOS11	112	113	1.00
114	-47.9325867	-43.60766893	Fixed Point on 60M envelope of arcs generated from FOS11	113	114	1.00
115	-47.9329942	-43.58289339	Fixed Point on 60M envelope of arcs generated from FOS11	114	115	1.00
116	-47.93367486	-43.55812909	Fixed Point on 60M envelope of arcs generated from FOS11	115	116	1.00
117	-47.93462716	-43.53338499	Fixed Point on 60M envelope of arcs generated from FOS11	116	117	1.00
118	-47.93585109	-43.50866785	Fixed Point on 60M envelope of arcs generated from FOS11	117	118	1.00
119	-47.93734512	-43.48398214	Fixed Point on 60M envelope of arcs generated from FOS11	118	119	1.00
120	-47.93911225	-43.45933686	Fixed Point on 60M envelope of arcs generated from FOS11	119	120	1.00
121	-47.94114791	-43.43473425	Fixed Point on 60M envelope of arcs generated from FOS11	120	121	1.00
122	-47.94345511	-43.41018554	Fixed Point on 60M envelope of arcs generated from FOS11	121	122	1.00
123	-47.94603077	-43.38569522	Fixed Point on 60M envelope of arcs generated from FOS11	122	123	1.00

FP	Latitude (S)	Longitude (W)	Method	From FP	to FP	Dist (M)
124	-47.94887487	-43.36126779	Fixed Point on 60M envelope of arcs generated from FOS11	123	124	1.00
125	-47.95198735	-43.33691221	Fixed Point on 60M envelope of arcs generated from FOS11	124	125	1.00
126	-47.95536666	-43.31263524	Fixed Point on 60M envelope of arcs generated from FOS11	125	126	1.00
127	-47.95901124	-43.28844137	Fixed Point on 60M envelope of arcs generated from FOS11	126	127	1.00
128	-47.96292254	-43.26433732	Fixed Point on 60M envelope of arcs generated from FOS11	127	128	1.00
129	-47.96709748	-43.24032984	Fixed Point on 60M envelope of arcs generated from FOS11	128	129	1.00
130	-47.97153449	-43.21642567	Fixed Point on 60M envelope of arcs generated from FOS11	129	130	1.00
131	-47.97623501	-43.1926293	Fixed Point on 60M envelope of arcs generated from FOS11	130	131	1.00
132	-47.98119596	-43.16894971	Fixed Point on 60M envelope of arcs generated from FOS11	131	132	1.00
133	-47.98641574	-43.14539139	Fixed Point on 60M envelope of arcs generated from FOS11	132	133	1.00
134	-47.99189428	-43.12196333	Fixed Point on 60M envelope of arcs generated from FOS11	133	134	1.00
135	-47.99762848	-43.09866552	Fixed Point on 60M envelope of arcs generated from FOS11	134	135	1.00
136	-48.00361826	-43.07551145	Fixed Point on 60M envelope of arcs generated from FOS11	135	136	1.00
137	-48.00986202	-43.0525011	Fixed Point on 60M envelope of arcs generated from FOS11	136	137	1.00
138	-48.01635665	-43.02964347	Fixed Point on 60M envelope of arcs generated from FOS11	137	138	1.00
139	-48.02310206	-43.00694529	Fixed Point on 60M envelope of arcs generated from FOS11	138	139	1.00
140	-48.03009513	-42.98441329	Fixed Point on 60M envelope of arcs generated from FOS11	139	140	1.00
141	-48.03733576	-42.96204974	Fixed Point on 60M envelope of arcs generated from FOS11	140	141	1.00
142	-48.04482084	-42.93986359	Fixed Point on 60M envelope of arcs generated from FOS11	141	142	1.00
143	-48.05254725	-42.91785936	Fixed Point on 60M envelope of arcs generated from FOS11	142	143	1.00
144	-48.06051488	-42.89604377	Fixed Point on 60M envelope of arcs generated from FOS11	143	144	1.00

FP	Latitude (S)	Longitude (W)	Method	From FP	to FP	Dist (M)
145	-48.0687221	-42.87442357	Fixed Point on 60M envelope of arcs generated from FOS11	144	145	1.00
146	-48.07716429	-42.85300324	Fixed Point on 60M envelope of arcs generated from FOS11	145	146	1.00
147	-48.08584133	-42.83178728	Fixed Point on 60M envelope of arcs generated from FOS11	146	147	1.00
148	-48.39065976	-41.41333173	Fixed Point on 60M envelope of arcs generated from FOS12	147	148	59.76
149	-48.34128513	-40.90681665	Fixed Point on 2500m+100M limit	148	149	20.48
150	-48.26014374	-39.96808617	Fixed Point on 2500m+100M limit	149	150	37.91
151	-48.26012274	-39.96425036	Fixed Point on 60M envelope of arcs generated from FOS13	150	151	0.15
152	-48.26025921	-39.93930864	Fixed Point on 60M envelope of arcs generated from FOS13	151	152	1.00
153	-48.26066709	-39.9143759	Fixed Point on 60M envelope of arcs generated from FOS13	152	153	1.00
154	-48.27701742	-39.19035623	Fixed Point on 60M envelope of arcs generated from FOS14	153	154	20.03
155	-48.19108835	-37.7048639	Fixed Point on 60M envelope of arcs generated from FOS15	154	155	59.80
156	-48.14039797	-36.99339146	Fixed Point on 350M limit	155	156	28.73
157	-48.14058737	-36.9876108	Fixed Point on 350M limit	156	157	0.23
158	-48.14144714	-36.96280158	Fixed Point on 350M limit	157	158	1.00
159	-48.14234749	-36.9379946	Fixed Point on 350M limit	158	159	1.00
160	-48.14328841	-36.91318987	Fixed Point on 350M limit	159	160	1.00
161	-48.14427289	-36.88838963	Fixed Point on 350M limit	160	161	1.00
162	-48.14529944	-36.86359388	Fixed Point on 350M limit	161	162	1.00
163	-48.14636655	-36.83880038	Fixed Point on 350M limit	162	163	1.00
164	-48.14747572	-36.81401137	Fixed Point on 350M limit	163	164	1.00
165	-48.14862694	-36.78922461	Fixed Point on 350M limit	164	165	1.00



FP	Latitude (S)	Longitude (W)	Method	From FP	to FP	Dist (M)
166	-48.14982022	-36.76444233	Fixed Point on 350M limit	165	166	1.00
167	-48.15105555	-36.73966231	Fixed Point on 350M limit	166	167	1.00
168	-48.15233142	-36.71488902	Fixed Point on 350M limit	167	168	1.00
169	-48.15364934	-36.69012022	Fixed Point on 350M limit	168	169	1.00
170	-48.1550108	-36.66535367	Fixed Point on 350M limit	169	170	1.00
171	-48.1564128	-36.64059161	Fixed Point on 350M limit	170	171	1.00
172	-48.15785533	-36.61583628	Fixed Point on 350M limit	171	172	1.00
173	-48.1593414	-36.59108545	Fixed Point on 350M limit	172	173	1.00
174	-48.16086799	-36.56633911	Fixed Point on 350M limit	173	174	1.00
175	-48.1624366	-36.54159726	Fixed Point on 350M limit	174	175	1.00
176	-48.16404723	-36.51685991	Fixed Point on 350M limit	175	176	1.00
177	-48.16569988	-36.49212929	Fixed Point on 350M limit	176	177	1.00
178	-48.16739454	-36.46740316	Fixed Point on 350M limit	177	178	1.00
179	-48.16912971	-36.44268377	Fixed Point on 350M limit	178	179	1.00
180	-48.17090688	-36.41797111	Fixed Point on 350M limit	179	180	1.00
181	-48.17272604	-36.39326295	Fixed Point on 350M limit	180	181	1.00
182	-48.17458721	-36.36855928	Fixed Point on 350M limit	181	182	1.00
183	-48.17648886	-36.34386459	Fixed Point on 350M limit	182	183	1.00
184	-48.178434	-36.3191744	Fixed Point on 350M limit	183	184	1.00
185	-48.18041961	-36.29449094	Fixed Point on 350M limit	184	185	1.00
186	-48.1824457	-36.26981422	Fixed Point on 350M limit	185	186	1.00

FP	Latitude (S)	Longitude (W)	Method	From FP	to FP	Dist (M)
187	-48.18451526	-36.24514424	Fixed Point on 350M limit	186	187	1.00
188	-48.18662529	-36.22048323	Fixed Point on 350M limit	187	188	1.00
189	-48.18877728	-36.19582673	Fixed Point on 350M limit	188	189	1.00
190	-48.19097122	-36.17117695	Fixed Point on 350M limit	189	190	1.00
191	-48.19320711	-36.14653617	Fixed Point on 350M limit	190	191	1.00
192	-48.19548344	-36.12190212	Fixed Point on 350M limit	191	192	1.00
193	-48.19780172	-36.09727705	Fixed Point on 350M limit	192	193	1.00
194	-48.20016192	-36.07265647	Fixed Point on 350M limit	193	194	1.00
195	-48.20256255	-36.04804712	Fixed Point on 350M limit	194	195	1.00
196	-48.2050051	-36.02344451	Fixed Point on 350M limit	195	196	1.00
197	-48.20748957	-35.99884864	Fixed Point on 350M limit	196	197	1.00
198	-48.21001444	-35.97426175	Fixed Point on 350M limit	197	198	1.00
199	-48.21258272	-35.94968385	Fixed Point on 350M limit	198	199	1.00
200	-48.2151914	-35.92511492	Fixed Point on 350M limit	199	200	1.00
201	-48.21784046	-35.90055498	Fixed Point on 350M limit	200	201	1.00
202	-48.22053141	-35.87600178	Fixed Point on 350M limit	201	202	1.00
203	-48.22326423	-35.85145756	Fixed Point on 350M limit	202	203	1.00
204	-48.22603892	-35.82692457	Fixed Point on 350M limit	203	204	1.00
205	-48.22885398	-35.80240056	Fixed Point on 350M limit	204	205	1.00
206	-48.23171089	-35.77788329	Fixed Point on 350M limit	205	206	1.00
207	-48.23460966	-35.75337725	Fixed Point on 350M limit	206	207	1.00

FP	Latitude (S)	Longitude (W)	Method	From FP	to FP	Dist (M)
208	-48.23754876	-35.72888244	Fixed Point on 350M limit	207	208	1.00
209	-48.2405297	-35.70439437	Fixed Point on 350M limit	208	209	1.00
210	-48.24355097	-35.67991752	Fixed Point on 350M limit	209	210	1.00
211	-48.24661556	-35.6554519	Fixed Point on 350M limit	210	211	1.00
212	-48.24971896	-35.63099527	Fixed Point on 350M limit	211	212	1.00
213	-48.25286566	-35.60654987	Fixed Point on 350M limit	212	213	1.00
214	-48.25605267	-35.58211344	Fixed Point on 350M limit	213	214	1.00
215	-48.25927996	-35.55768825	Fixed Point on 350M limit	214	215	1.00
216	-48.26254904	-35.53327429	Fixed Point on 350M limit	215	216	1.00
217	-48.26585989	-35.50886931	Fixed Point on 350M limit	216	217	1.00
218	-48.269211	-35.4844778	Fixed Point on 350M limit	217	218	1.00
219	-48.27260387	-35.46009753	Fixed Point on 350M limit	218	219	1.00
220	-48.276037	-35.43572623	Fixed Point on 350M limit	219	220	1.00
221	-48.27951186	-35.41136841	Fixed Point on 350M limit	220	221	1.00
222	-48.28302846	-35.38701958	Fixed Point on 350M limit	221	222	1.00
223	-48.28658528	-35.36268422	Fixed Point on 350M limit	222	223	1.00
224	-48.29018231	-35.33836233	Fixed Point on 350M limit	223	224	1.00
225	-48.29382105	-35.31404943	Fixed Point on 350M limit	224	225	1.00
226	-48.29750149	-35.28975	Fixed Point on 350M limit	225	226	1.00
227	-48.30122212	-35.26546404	Fixed Point on 350M limit	226	227	1.00
228	-48.30498293	-35.24118932	Fixed Point on 350M limit	227	228	1.00

FP	Latitude (S)	Longitude (W)	Method	From FP	to FP	Dist (M)
229	-48.30878691	-35.21692582	Fixed Point on 350M limit	228	229	1.00
230	-48.31262955	-35.1926758	Fixed Point on 350M limit	229	230	1.00
231	-48.31651385	-35.16843926	Fixed Point on 350M limit	230	231	1.00
232	-48.32043828	-35.14421618	Fixed Point on 350M limit	231	232	1.00
233	-48.32440435	-35.12000434	Fixed Point on 350M limit	232	233	1.00
234	-48.32841204	-35.09580822	Fixed Point on 350M limit	233	234	1.00
235	-48.33245835	-35.07162333	Fixed Point on 350M limit	234	235	1.00
236	-48.33654776	-35.04745191	Fixed Point on 350M limit	235	236	1.00
237	-48.34067576	-35.02329621	Fixed Point on 350M limit	236	237	1.00
238	-48.34484535	-34.99915174	Fixed Point on 350M limit	237	238	1.00
239	-48.34905651	-34.97502299	Fixed Point on 350M limit	238	239	1.00
240	-48.35330624	-34.95090772	Fixed Point on 350M limit	239	240	1.00
241	-48.35503657	-34.94119019	Fixed Point on 60M envelope of arcs generated from FOS17	240	241	0.40
242	-48.36361398	-34.926761	Fixed Point on 60M envelope of arcs generated from FOS17	241	242	0.77
243	-48.37490264	-34.90838596	Fixed Point on 60M envelope of arcs generated from FOS17	242	243	1.00
244	-48.38639073	-34.89028491	Fixed Point on 60M envelope of arcs generated from FOS17	243	244	1.00
245	-48.39807511	-34.87246683	Fixed Point on 60M envelope of arcs generated from FOS17	244	245	1.00
246	-48.40995266	-34.85493621	Fixed Point on 60M envelope of arcs generated from FOS17	245	246	1.00
247	-48.42202175	-34.83769529	Fixed Point on 60M envelope of arcs generated from FOS17	246	247	1.00
248	-48.43427626	-34.82075082	Fixed Point on 60M envelope of arcs generated from FOS17	247	248	1.00
249	-48.44671605	-34.80410953	Fixed Point on 60M envelope of arcs generated from FOS17	248	249	1.00

FP	Latitude (S)	Longitude (W)	Method	From FP	to FP	Dist (M)
250	-48.45933501	-34.78777142	Fixed Point on 60M envelope of arcs generated from FOS17	249	250	1.00
251	-48.47213151	-34.77174547	Fixed Point on 60M envelope of arcs generated from FOS17	250	251	1.00
252	-48.48510243	-34.75603394	Fixed Point on 60M envelope of arcs generated from FOS17	251	252	1.00
253	-48.49824165	-34.74064131	Fixed Point on 60M envelope of arcs generated from FOS17	252	253	1.00
254	-48.51154905	-34.72557207	Fixed Point on 60M envelope of arcs generated from FOS17	253	254	1.00
255	-48.87836945	-33.33461619	Fixed Point on 60M envelope of arcs generated from FOS18	254	255	59.51
256	-48.88460817	-33.31120609	Fixed Point on 60M envelope of arcs generated from FOS18	255	256	1.00
257	-48.89109934	-33.28795096	Fixed Point on 60M envelope of arcs generated from FOS18	256	257	1.00
258	-48.89783841	-33.26485527	Fixed Point on 60M envelope of arcs generated from FOS18	257	258	1.00
259	-48.90482826	-33.24192802	Fixed Point on 60M envelope of arcs generated from FOS18	258	259	1.00
260	-48.91206284	-33.21917594	Fixed Point on 60M envelope of arcs generated from FOS18	259	260	1.00
261	-48.91954206	-33.19660128	Fixed Point on 60M envelope of arcs generated from FOS18	260	261	1.00
262	-48.92726433	-33.17421301	Fixed Point on 60M envelope of arcs generated from FOS18	261	262	1.00
263	-48.93522656	-33.15201564	Fixed Point on 60M envelope of arcs generated from FOS18	262	263	1.00
264	-48.94342717	-33.1300159	Fixed Point on 60M envelope of arcs generated from FOS18	263	264	1.00
265	-48.95186455	-33.10821828	Fixed Point on 60M envelope of arcs generated from FOS18	264	265	1.00
266	-48.96053564	-33.08662952	Fixed Point on 60M envelope of arcs generated from FOS18	265	266	1.00
267	-48.96943882	-33.06525635	Fixed Point on 60M envelope of arcs generated from FOS18	266	267	1.00
268	-48.97857101	-33.04410327	Fixed Point on 60M envelope of arcs generated from FOS18	267	268	1.00
269	-48.98792914	-33.02317702	Fixed Point on 60M envelope of arcs generated from FOS18	268	269	1.00
270	-48.99751307	-33.00248433	Fixed Point on 60M envelope of arcs generated from FOS18	269	270	1.00

FP	Latitude (S)	Longitude (W)	Method	From FP	to FP	Dist (M)
271	-49.00731823	-32.98202744	Fixed Point on 60M envelope of arcs generated from FOS18	270	271	1.00
272	-49.01734302	-32.9618131	Fixed Point on 60M envelope of arcs generated from FOS18	271	272	1.00
273	-49.02758435	-32.94184804	Fixed Point on 60M envelope of arcs generated from FOS18	272	273	1.00
274	-49.03804061	-32.92213676	Fixed Point on 60M envelope of arcs generated from FOS18	273	274	1.00
275	-49.04870723	-32.90268599	Fixed Point on 60M envelope of arcs generated from FOS18	274	275	1.00
276	-49.05958113	-32.88349797	Fixed Point on 60M envelope of arcs generated from FOS18	275	276	1.00
277	-49.07066215	-32.8645817	Fixed Point on 60M envelope of arcs generated from FOS18	276	277	1.00
278	-49.08194575	-32.84593941	Fixed Point on 60M envelope of arcs generated from FOS18	277	278	1.00
279	-49.09342734	-32.82757785	Fixed Point on 60M envelope of arcs generated from FOS18	278	279	1.00
280	-49.1051068	-32.8095015	Fixed Point on 60M envelope of arcs generated from FOS18	279	280	1.00
281	-49.11697956	-32.7917171	Fixed Point on 60M envelope of arcs generated from FOS18	280	281	1.00
282	-49.12904106	-32.77422466	Fixed Point on 60M envelope of arcs generated from FOS18	281	282	1.00
283	-49.14129114	-32.75703539	Fixed Point on 60M envelope of arcs generated from FOS18	282	283	1.00
284	-49.15372527	-32.74014931	Fixed Point on 60M envelope of arcs generated from FOS18	283	284	1.00
285	-49.16633886	-32.7235754	Fixed Point on 60M envelope of arcs generated from FOS18	284	285	1.00
286	-49.17912885	-32.70731364	Fixed Point on 60M envelope of arcs generated from FOS18	285	286	1.00
287	-49.19209361	-32.69137079	Fixed Point on 60M envelope of arcs generated from FOS18	286	287	1.00
288	-49.20522859	-32.67575358	Fixed Point on 60M envelope of arcs generated from FOS18	287	288	1.00
289	-49.21852925	-32.66046201	Fixed Point on 60M envelope of arcs generated from FOS18	288	289	1.00
290	-49.23199396	-32.64550506	Fixed Point on 60M envelope of arcs generated from FOS18	289	290	1.00
291	-49.24561819	-32.63088273	Fixed Point on 60M envelope of arcs generated from FOS18	290	291	1.00

FP	Latitude (S)	Longitude (W)	Method	From FP	to FP	Dist (M)
292	-49.25939739	-32.61660177	Fixed Point on 60M envelope of arcs generated from FOS18	291	292	1.00
293	-49.27332996	-32.60266665	Fixed Point on 60M envelope of arcs generated from FOS18	292	293	1.00
294	-49.28740987	-32.58907963	Fixed Point on 60M envelope of arcs generated from FOS18	293	294	1.00
295	-49.30163408	-32.5758452	Fixed Point on 60M envelope of arcs generated from FOS18	294	295	1.00
296	-49.31599951	-32.56296561	Fixed Point on 60M envelope of arcs generated from FOS18	295	296	1.00
297	-49.33050311	-32.55044983	Fixed Point on 60M envelope of arcs generated from FOS18	296	297	1.00
298	-49.3451374	-32.53829787	Fixed Point on 60M envelope of arcs generated from FOS18	297	298	1.00
299	-49.35990226	-32.52651197	Fixed Point on 60M envelope of arcs generated from FOS18	298	299	1.00
300	-49.37479172	-32.51509888	Fixed Point on 60M envelope of arcs generated from FOS18	299	300	1.00
301	-49.38980271	-32.50405858	Fixed Point on 60M envelope of arcs generated from FOS18	300	301	1.00
302	-49.40492927	-32.49339782	Fixed Point on 60M envelope of arcs generated from FOS18	301	302	1.00
303	-49.42016981	-32.48311885	Fixed Point on 60M envelope of arcs generated from FOS18	302	303	1.00
304	-49.43551983	-32.47322391	Fixed Point on 60M envelope of arcs generated from FOS18	303	304	1.00
305	-49.45097337	-32.46371524	Fixed Point on 60M envelope of arcs generated from FOS18	304	305	1.00
306	-49.46652739	-32.45459734	Fixed Point on 60M envelope of arcs generated from FOS18	305	306	1.00
307	-49.48217742	-32.4458747	Fixed Point on 60M envelope of arcs generated from FOS18	306	307	1.00
308	-49.49792041	-32.43754507	Fixed Point on 60M envelope of arcs generated from FOS18	307	308	1.00
309	-49.51374898	-32.42961744	Fixed Point on 60M envelope of arcs generated from FOS18	308	309	1.00
310	-49.52966303	-32.42208956	Fixed Point on 60M envelope of arcs generated from FOS18	309	310	1.00
311	-49.54565516	-32.41496367	Fixed Point on 60M envelope of arcs generated from FOS18	310	311	1.00
312	-49.56172091	-32.40824652	Fixed Point on 60M envelope of arcs generated from FOS18	311	312	1.00

FP	Latitude (S)	Longitude (W)	Method	From FP	to FP	Dist (M)
313	-49.57785875	-32.40193585	Fixed Point on 60M envelope of arcs generated from FOS18	312	313	1.00
314	-49.59406129	-32.39603617	Fixed Point on 60M envelope of arcs generated from FOS18	313	314	1.00
315	-49.61032555	-32.39054746	Fixed Point on 60M envelope of arcs generated from FOS18	314	315	1.00
316	-49.62664563	-32.38547423	Fixed Point on 60M envelope of arcs generated from FOS18	315	316	1.00
317	-49.64301855	-32.38081646	Fixed Point on 60M envelope of arcs generated from FOS18	316	317	1.00
318	-49.65943987	-32.37657866	Fixed Point on 60M envelope of arcs generated from FOS18	317	318	1.00
319	-49.67590518	-32.37275857	Fixed Point on 60M envelope of arcs generated from FOS18	318	319	1.00
320	-50.02521841	-30.93502517	Fixed Point on 60M envelope of arcs generated from FOS19	319	320	59.64
321	-50.014353	-30.91544639	Fixed Point on 60M envelope of arcs generated from FOS19	320	321	1.00
322	-50.00369645	-30.89559812	Fixed Point on 60M envelope of arcs generated from FOS19	321	322	1.00
323	-49.99325034	-30.87548484	Fixed Point on 60M envelope of arcs generated from FOS19	322	323	1.00
324	-49.98301772	-30.85511329	Fixed Point on 60M envelope of arcs generated from FOS19	323	324	1.00
325	-49.97300307	-30.83449022	Fixed Point on 60M envelope of arcs generated from FOS19	324	325	1.00
326	-49.96320653	-30.81361786	Fixed Point on 60M envelope of arcs generated from FOS19	325	326	1.00
327	-49.95363257	-30.79250521	Fixed Point on 60M envelope of arcs generated from FOS19	326	327	1.00
328	-49.94428134	-30.7711545	Fixed Point on 60M envelope of arcs generated from FOS19	327	328	1.00
329	-49.93515876	-30.74957472	Fixed Point on 60M envelope of arcs generated from FOS19	328	329	1.00
330	-49.92626497	-30.72777036	Fixed Point on 60M envelope of arcs generated from FOS19	329	330	1.00
331	-49.91760298	-30.70574816	Fixed Point on 60M envelope of arcs generated from FOS19	330	331	1.00
332	-49.90917439	-30.68351261	Fixed Point on 60M envelope of arcs generated from FOS19	331	332	1.00
333	-49.90098221	-30.66107045	Fixed Point on 60M envelope of arcs generated from FOS19	332	333	1.00



FP	Latitude (S)	Longitude (W)	Method	From FP	to FP	Dist (M)
334	-49.89302802	-30.63842617	Fixed Point on 60M envelope of arcs generated from FOS19	333	334	1.00
335	-49.88531338	-30.61558875	Fixed Point on 60M envelope of arcs generated from FOS19	334	335	1.00
336	-49.87784278	-30.59256268	Fixed Point on 60M envelope of arcs generated from FOS19	335	336	1.00
337	-49.87061486	-30.56935246	Fixed Point on 60M envelope of arcs generated from FOS19	336	337	1.00
338	-49.8636341	-30.54596707	Fixed Point on 60M envelope of arcs generated from FOS19	337	338	1.00
339	-49.85690205	-30.52241324	Fixed Point on 60M envelope of arcs generated from FOS19	338	339	1.00
340	-49.85041882	-30.49869323	Fixed Point on 60M envelope of arcs generated from FOS19	339	340	1.00
341	-49.84418742	-30.47481601	Fixed Point on 60M envelope of arcs generated from FOS19	340	341	1.00
342	-49.83820939	-30.45078832	Fixed Point on 60M envelope of arcs generated from FOS19	341	342	1.00
343	-49.83248629	-30.42661466	Fixed Point on 60M envelope of arcs generated from FOS19	342	343	1.00
344	-49.82701821	-30.40230175	Fixed Point on 60M envelope of arcs generated from FOS19	343	344	1.00
345	-49.82180958	-30.37785859	Fixed Point on 60M envelope of arcs generated from FOS19	344	345	1.00
346	-49.81685905	-30.35328967	Fixed Point on 60M envelope of arcs generated from FOS19	345	346	1.00
347	-49.81216814	-30.32859947	Fixed Point on 60M envelope of arcs generated from FOS19	346	347	1.00
348	-49.80773984	-30.30379924	Fixed Point on 60M envelope of arcs generated from FOS19	347	348	1.00
349	-49.80357422	-30.2788912	Fixed Point on 60M envelope of arcs generated from FOS19	348	349	1.00
350	-49.79967135	-30.2538821	Fixed Point on 60M envelope of arcs generated from FOS19	349	350	1.00
351	-49.79603421	-30.22878317	Fixed Point on 60M envelope of arcs generated from FOS19	350	351	1.00
352	-49.79504274	-30.22137881	Fixed Point on 350M limit	351	352	0.29
353	-49.80137499	-30.20871256	Fixed Point on 350M limit	352	353	0.62
354	-49.81156939	-30.18842636	Fixed Point on 350M limit	353	354	1.00

FP	Latitude (S)	Longitude (W)	Method	From FP	to FP	Dist (M)
355	-49.82179796	-30.16817609	Fixed Point on 350M limit	354	355	1.00
356	-49.83205921	-30.14796175	Fixed Point on 350M limit	355	356	1.00
357	-49.83736114	-30.13755701	Fixed Point on 350M limit	356	357	0.12
358	-49.83867854	-30.13496986	Fixed Point on 350M limit	357	358	0.54
359	-49.84433555	-30.12386668	Fixed Point on 350M limit	358	359	0.09
360	-49.84529841	-30.12197573	Fixed Point on 350M limit	359	360	0.48
361	-49.8502678	-30.11222227	Fixed Point on 350M limit	360	361	0.16
362	-49.85191592	-30.1089816	Fixed Point on 350M limit	361	362	0.54
363	-49.85757138	-30.09787842	Fixed Point on 350M limit	362	363	0.09
364	-49.85853252	-30.09598747	Fixed Point on 350M limit	363	364	0.36
365	-49.86223898	-30.08870438	Fixed Point on 350M limit	364	365	0.95
366	-49.87204311	-30.06948043	Fixed Point on 350M limit	365	366	1.00
367	-49.88237056	-30.04932673	Fixed Point on 350M limit	366	367	1.00
368	-49.89273205	-30.02920896	Fixed Point on 350M limit	367	368	1.00
369	-49.90312612	-30.00912936	Fixed Point on 350M limit	368	369	1.00
370	-49.91355419	-29.9890857	Fixed Point on 350M limit	369	370	1.00
371	-49.92401625	-29.96908022	Fixed Point on 350M limit	370	371	1.00
372	-49.93451081	-29.94911292	Fixed Point on 350M limit	371	372	1.00
373	-49.94503785	-29.92918155	Fixed Point on 350M limit	372	373	1.00
374	-49.95559881	-29.90928836	Fixed Point on 350M limit	373	374	1.00
375	-49.96619365	-29.88943334	Fixed Point on 350M limit	374	375	1.00

FP	Latitude (S)	Longitude (W)	Method	From FP	to FP	Dist (M)
376	-49.97681946	-29.86961651	Fixed Point on 350M limit	375	376	1.00
377	-49.98747911	-29.84983785	Fixed Point on 350M limit	376	377	1.00
378	-49.99817257	-29.83009737	Fixed Point on 350M limit	377	378	1.00
379	-50.00889693	-29.81039732	Fixed Point on 350M limit	378	379	1.00
380	-50.01965506	-29.7907332	Fixed Point on 350M limit	379	380	1.00
381	-50.03044549	-29.7711095	Fixed Point on 350M limit	380	381	1.00
382	-50.04126964	-29.75152398	Fixed Point on 350M limit	381	382	1.00
383	-50.05212459	-29.73197664	Fixed Point on 350M limit	382	383	1.00
384	-50.06301322	-29.71246973	Fixed Point on 350M limit	383	384	1.00
385	-50.46379601	-28.31077673	Fixed Point on 350M limit	384	385	59.09
386	-51.07449406	-27.52192341	Fixed Point on 60M envelope of arcs generated from FOS20	385	386	47.41
387	-51.08726938	-27.50498119	Fixed Point on 60M envelope of arcs generated from FOS20	386	387	1.00
388	-51.10021791	-27.48836909	Fixed Point on 60M envelope of arcs generated from FOS20	387	388	1.00
389	-51.11333667	-27.47209386	Fixed Point on 60M envelope of arcs generated from FOS20	388	389	1.00
390	-51.12662268	-27.45615775	Fixed Point on 60M envelope of arcs generated from FOS20	389	390	1.00
391	-51.14007156	-27.44056749	Fixed Point on 60M envelope of arcs generated from FOS20	390	391	1.00
392	-51.15367893	-27.42532532	Fixed Point on 60M envelope of arcs generated from FOS20	391	392	1.00
393	-51.16744322	-27.41043799	Fixed Point on 60M envelope of arcs generated from FOS20	392	393	1.00
394	-51.18136007	-27.39590775	Fixed Point on 60M envelope of arcs generated from FOS20	393	394	1.00
395	-51.19542368	-27.38173907	Fixed Point on 60M envelope of arcs generated from FOS20	394	395	1.00
396	-51.20963392	-27.3679387	Fixed Point on 60M envelope of arcs generated from FOS20	395	396	1.00

FP	Latitude (S)	Longitude (W)	Method	From FP	to FP	Dist (M)
397	-51.223985	-27.35450889	Fixed Point on 60M envelope of arcs generated from FOS20	396	397	1.00
398	-51.23847114	-27.34145187	Fixed Point on 60M envelope of arcs generated from FOS20	397	398	1.00
399	-51.25309223	-27.3287744	Fixed Point on 60M envelope of arcs generated from FOS20	398	399	1.00
400	-51.26784249	-27.31647646	Fixed Point on 60M envelope of arcs generated from FOS20	399	400	1.00
401	-51.28271756	-27.30456705	Fixed Point on 60M envelope of arcs generated from FOS20	400	401	1.00
402	-51.29771309	-27.29304615	Fixed Point on 60M envelope of arcs generated from FOS20	401	402	1.00
403	-51.31282756	-27.28191827	Fixed Point on 60M envelope of arcs generated from FOS20	402	403	1.00
404	-51.32805381	-27.27118565	Fixed Point on 60M envelope of arcs generated from FOS20	403	404	1.00
405	-51.34338891	-27.26085278	Fixed Point on 60M envelope of arcs generated from FOS20	404	405	1.00
406	-51.35882992	-27.2509219	Fixed Point on 60M envelope of arcs generated from FOS20	405	406	1.00
407	-51.37437113	-27.24139752	Fixed Point on 60M envelope of arcs generated from FOS20	406	407	1.00
408	-52.23645845	-26.71846573	Fixed Point on 60M envelope of arcs generated from FOS21	407	408	55.33
409	-52.25208997	-26.70915919	Fixed Point on 60M envelope of arcs generated from FOS21	408	409	1.00
410	-52.26781377	-26.70027036	Fixed Point on 60M envelope of arcs generated from FOS21	409	410	1.00
411	-53.10242539	-25.82339112	Fixed Point on 200M limit	410	411	59.49
412	-62.54899944	-29.89714763	Fixed Point on 200M limit	411	412	
413	-62.68602996	-32.02287151	Fixed Point on 60M envelope of arcs generated from FOS22	412	413	59.49
414	-62.69471897	-32.0536972	Fixed Point on 60M envelope of arcs generated from FOS22	413	414	1.00
415	-62.70316408	-32.08484853	Fixed Point on 60M envelope of arcs generated from FOS22	414	415	1.00
416	-62.71136241	-32.11632325	Fixed Point on 60M envelope of arcs generated from FOS22	415	416	1.00
417	-62.71931106	-32.14810564	Fixed Point on 60M envelope of arcs generated from FOS22	416	417	1.00

FP	Latitude (S)	Longitude (W)	Method	From FP	to FP	Dist (M)
418	-62.72700818	-32.18018897	Fixed Point on 60M envelope of arcs generated from FOS22	417	418	1.00
419	-62.7344519	-32.21256425	Fixed Point on 60M envelope of arcs generated from FOS22	418	419	1.00
420	-62.74163932	-32.24522251	Fixed Point on 60M envelope of arcs generated from FOS22	419	420	1.00
421	-62.74856856	-32.2781525	Fixed Point on 60M envelope of arcs generated from FOS22	420	421	1.00
422	-62.75523776	-32.311343	Fixed Point on 60M envelope of arcs generated from FOS22	421	422	1.00
423	-62.761644	-32.34478728	Fixed Point on 60M envelope of arcs generated from FOS22	422	423	1.00
424	-62.76778539	-32.3784741	Fixed Point on 60M envelope of arcs generated from FOS22	423	424	1.00
425	-62.77366107	-32.41239224	Fixed Point on 60M envelope of arcs generated from FOS22	424	425	1.00
426	-62.77926914	-32.44653272	Fixed Point on 60M envelope of arcs generated from FOS22	425	426	1.00
427	-62.78460666	-32.48088654	Fixed Point on 60M envelope of arcs generated from FOS22	426	427	1.00
428	-62.78967379	-32.51544024	Fixed Point on 60M envelope of arcs generated from FOS22	427	428	1.00
429	-62.79446655	-32.55018483	Fixed Point on 60M envelope of arcs generated from FOS22	428	429	1.00
430	-62.7989861	-32.58511132	Fixed Point on 60M envelope of arcs generated from FOS22	429	430	1.00
431	-62.80322948	-32.62020626	Fixed Point on 60M envelope of arcs generated from FOS22	430	431	1.00
432	-62.8071958	-32.65546064	Fixed Point on 60M envelope of arcs generated from FOS22	431	432	1.00
433	-62.81088309	-32.69086324	Fixed Point on 60M envelope of arcs generated from FOS22	432	433	1.00
434	-62.8142925	-32.72640509	Fixed Point on 60M envelope of arcs generated from FOS22	433	434	1.00
435	-62.81742002	-32.7620727	Fixed Point on 60M envelope of arcs generated from FOS22	434	435	1.00
436	-62.82026675	-32.79785709	Fixed Point on 60M envelope of arcs generated from FOS22	435	436	1.00
437	-62.82283073	-32.83374703	Fixed Point on 60M envelope of arcs generated from FOS22	436	437	1.00
438	-62.82511203	-32.86972905	Fixed Point on 60M envelope of arcs generated from FOS22	437	438	1.00

FP	Latitude (S)	Longitude (W)	Method	From FP	to FP	Dist (M)
439	-62.8271097	-32.90579641	Fixed Point on 60M envelope of arcs generated from FOS22	438	439	1.00
440	-62.82882275	-32.94193338	Fixed Point on 60M envelope of arcs generated from FOS22	439	440	1.00
441	-62.83025125	-32.97813324	Fixed Point on 60M envelope of arcs generated from FOS22	440	441	1.00
442	-62.8313942	-33.01438476	Fixed Point on 60M envelope of arcs generated from FOS22	441	442	1.00
443	-62.83225062	-33.0506722	Fixed Point on 60M envelope of arcs generated from FOS22	442	443	1.00
444	-62.83282155	-33.08698884	Fixed Point on 60M envelope of arcs generated from FOS22	443	444	1.00
445	-62.83310701	-33.12332121	Fixed Point on 60M envelope of arcs generated from FOS22	444	445	1.00
446	-62.83310598	-33.1596603	Fixed Point on 60M envelope of arcs generated from FOS22	445	446	1.00
447	-62.83281847	-33.19599491	Fixed Point on 60M envelope of arcs generated from FOS22	446	447	1.00
448	-62.83224446	-33.23230931	Fixed Point on 60M envelope of arcs generated from FOS22	447	448	1.00
449	-62.83138496	-33.268599	Fixed Point on 60M envelope of arcs generated from FOS22	448	449	1.00
450	-62.83023995	-33.30484827	Fixed Point on 60M envelope of arcs generated from FOS22	449	450	1.00
451	-62.82880837	-33.34104813	Fixed Point on 60M envelope of arcs generated from FOS22	450	451	1.00
452	-62.82709326	-33.3771851	Fixed Point on 60M envelope of arcs generated from FOS22	451	452	1.00
453	-62.82509355	-33.41325022	Fixed Point on 60M envelope of arcs generated from FOS22	452	453	1.00
454	-62.82280916	-33.44923448	Fixed Point on 60M envelope of arcs generated from FOS22	453	454	1.00
455	-62.82024312	-33.48512218	Fixed Point on 60M envelope of arcs generated from FOS22	454	455	1.00
456	-62.8173933	-33.52090432	Fixed Point on 60M envelope of arcs generated from FOS22	455	456	1.00
457	-62.8142627	-33.55657193	Fixed Point on 60M envelope of arcs generated from FOS22	456	457	1.00
458	-62.81085226	-33.59211153	Fixed Point on 60M envelope of arcs generated from FOS22	457	458	1.00
459	-62.80716188	-33.62751413	Fixed Point on 60M envelope of arcs generated from FOS22	458	459	1.00

FP	Latitude (S)	Longitude (W)	Method	From FP	to FP	Dist (M)
460	-62.80319248	-33.66276627	Fixed Point on 60M envelope of arcs generated from FOS22	459	460	1.00
461	-62.79894703	-33.6978612	Fixed Point on 60M envelope of arcs generated from FOS22	460	461	1.00
462	-62.79442542	-33.73278546	Fixed Point on 60M envelope of arcs generated from FOS22	461	462	1.00
463	-63.30198865	-35.60037395	Fixed Point on 60M envelope of arcs generated from FOS24	462	463	59.45
464	-63.31043922	-35.63217431	Fixed Point on 60M envelope of arcs generated from FOS24	463	464	1.00
465	-63.31864294	-35.66430031	Fixed Point on 60M envelope of arcs generated from FOS24	464	465	1.00
466	-63.32659699	-35.69674297	Fixed Point on 60M envelope of arcs generated from FOS24	465	466	1.00
467	-63.33429955	-35.7294933	Fixed Point on 60M envelope of arcs generated from FOS24	466	467	1.00
468	-63.34174881	-35.76254456	Fixed Point on 60M envelope of arcs generated from FOS24	467	468	1.00
469	-63.34894092	-35.79588104	Fixed Point on 60M envelope of arcs generated from FOS24	468	469	1.00
470	-63.35587508	-35.82949824	Fixed Point on 60M envelope of arcs generated from FOS24	469	470	1.00
471	-63.36254845	-35.8633827	Fixed Point on 60M envelope of arcs generated from FOS24	470	471	1.00
472	-63.36895918	-35.89752766	Fixed Point on 60M envelope of arcs generated from FOS24	471	472	1.00
473	-63.37510545	-35.93191742	Fixed Point on 60M envelope of arcs generated from FOS24	472	473	1.00
474	-63.3809854	-35.96654747	Fixed Point on 60M envelope of arcs generated from FOS24	473	474	1.00
475	-63.38659718	-36.00140435	Fixed Point on 60M envelope of arcs generated from FOS24	474	475	1.00
476	-63.39193894	-36.03647682	Fixed Point on 60M envelope of arcs generated from FOS24	475	476	1.00
477	-63.39700981	-36.07175591	Fixed Point on 60M envelope of arcs generated from FOS24	476	477	1.00
478	-63.40180693	-36.10723038	Fixed Point on 60M envelope of arcs generated from FOS24	477	478	1.00
479	-63.40632942	-36.14289125	Fixed Point on 60M envelope of arcs generated from FOS24	478	479	1.00
480	-63.4105754	-36.17872505	Fixed Point on 60M envelope of arcs generated from FOS24	479	480	1.00

FP	Latitude (S)	Longitude (W)	Method	From FP	to FP	Dist (M)
481	-63.41454499	-36.21472054	Fixed Point on 60M envelope of arcs generated from FOS24	480	481	1.00
482	-63.41823529	-36.25086875	Fixed Point on 60M envelope of arcs generated from FOS24	481	482	1.00
483	-63.42164641	-36.28715844	Fixed Point on 60M envelope of arcs generated from FOS24	482	483	1.00
484	-63.42477743	-36.32357839	Fixed Point on 60M envelope of arcs generated from FOS24	483	484	1.00
485	-63.42762645	-36.36011736	Fixed Point on 60M envelope of arcs generated from FOS24	484	485	1.00
486	-63.43019253	-36.39676189	Fixed Point on 60M envelope of arcs generated from FOS24	485	486	1.00
487	-63.43247576	-36.43350523	Fixed Point on 60M envelope of arcs generated from FOS24	486	487	1.00
488	-63.43447419	-36.47033166	Fixed Point on 60M envelope of arcs generated from FOS24	487	488	1.00
489	-63.43618889	-36.50723446	Fixed Point on 60M envelope of arcs generated from FOS24	488	489	1.00
490	-63.43761789	-36.54419788	Fixed Point on 60M envelope of arcs generated from FOS24	489	490	1.00
491	-63.43876125	-36.58121297	Fixed Point on 60M envelope of arcs generated from FOS24	490	491	1.00
492	-63.43961898	-36.61826847	Fixed Point on 60M envelope of arcs generated from FOS24	491	492	1.00
493	-63.44019113	-36.65535093	Fixed Point on 60M envelope of arcs generated from FOS24	492	493	1.00
494	-63.44047669	-36.69245135	Fixed Point on 60M envelope of arcs generated from FOS24	493	494	1.00
495	-63.44047468	-36.72955851	Fixed Point on 60M envelope of arcs generated from FOS24	494	495	1.00
496	-63.4401871	-36.76665893	Fixed Point on 60M envelope of arcs generated from FOS24	495	496	1.00
497	-63.43961295	-36.80374138	Fixed Point on 60M envelope of arcs generated from FOS24	496	497	1.00
498	-63.4387532	-36.84079689	Fixed Point on 60M envelope of arcs generated from FOS24	497	498	1.00
499	-63.43760683	-36.87780972	Fixed Point on 60M envelope of arcs generated from FOS24	498	499	1.00
500	-63.43617481	-36.91477315	Fixed Point on 60M envelope of arcs generated from FOS24	499	500	1.00
501	-63.4344581	-36.95167594	Fixed Point on 60M envelope of arcs generated from FOS24	500	501	1.00



FP	Latitude (S)	Longitude (W)	Method	From FP	to FP	Dist (M)
502	-63.43245665	-36.98850238	Fixed Point on 60M envelope of arcs generated from FOS24	501	502	1.00
503	-63.43017041	-37.02524347	Fixed Point on 60M envelope of arcs generated from FOS24	502	503	1.00
504	-63.42760231	-37.061888	Fixed Point on 60M envelope of arcs generated from FOS24	503	504	1.00
505	-63.42475027	-37.09842473	Fixed Point on 60M envelope of arcs generated from FOS24	504	505	1.00
506	-63.42161723	-37.13484468	Fixed Point on 60M envelope of arcs generated from FOS24	505	506	1.00
507	-63.4182041	-37.17113212	Fixed Point on 60M envelope of arcs generated from FOS24	506	507	1.00
508	-63.41451077	-37.20728033	Fixed Point on 60M envelope of arcs generated from FOS24	507	508	1.00
509	-63.41053916	-37.24327582	Fixed Point on 60M envelope of arcs generated from FOS24	508	509	1.00
510	-63.40629016	-37.27910737	Fixed Point on 60M envelope of arcs generated from FOS24	509	510	1.00
511	-63.40176464	-37.31476375	Fixed Point on 60M envelope of arcs generated from FOS24	510	511	1.00
512	-63.3969655	-37.35023822	Fixed Point on 60M envelope of arcs generated from FOS24	511	512	1.00
513	-63.3918926	-37.38551506	Fixed Point on 60M envelope of arcs generated from FOS24	512	513	1.00
514	-63.38654882	-37.42058754	Fixed Point on 60M envelope of arcs generated from FOS24	513	514	1.00
515	-63.38093502	-37.45544217	Fixed Point on 60M envelope of arcs generated from FOS24	514	515	1.00
516	-63.37505204	-37.49006773	Fixed Point on 60M envelope of arcs generated from FOS24	515	516	1.00
517	-63.36890374	-37.52445749	Fixed Point on 60M envelope of arcs generated from FOS24	516	517	1.00
518	-63.36248997	-37.55859796	Fixed Point on 60M envelope of arcs generated from FOS24	517	518	1.00
519	-63.35581457	-37.59248017	Fixed Point on 60M envelope of arcs generated from FOS24	518	519	1.00
520	-63.34887838	-37.62609513	Fixed Point on 60M envelope of arcs generated from FOS24	519	520	1.00
521	-63.34168322	-37.65943161	Fixed Point on 60M envelope of arcs generated from FOS24	520	521	1.00
522	-63.33423294	-37.69247838	Fixed Point on 60M envelope of arcs generated from FOS24	521	522	1.00

FP	Latitude (S)	Longitude (W)	Method	From FP	to FP	Dist (M)
523	-63.32652733	-37.72522646	Fixed Point on 60M envelope of arcs generated from FOS24	522	523	1.00
524	-63.31857125	-37.75766687	Fixed Point on 60M envelope of arcs generated from FOS24	523	524	1.00
525	-63.31036549	-37.78979063	Fixed Point on 60M envelope of arcs generated from FOS24	524	525	1.00
526	-63.30191287	-37.8215865	Fixed Point on 60M envelope of arcs generated from FOS24	525	526	1.00
527	-63.29321622	-37.8530455	Fixed Point on 60M envelope of arcs generated from FOS24	526	527	1.00
528	-63.28427733	-37.8841609	Fixed Point on 60M envelope of arcs generated from FOS24	527	528	1.00
529	-63.27510103	-37.91491921	Fixed Point on 60M envelope of arcs generated from FOS24	528	529	1.00
530	-63.26568811	-37.94531371	Fixed Point on 60M envelope of arcs generated from FOS24	529	530	1.00
531	-63.25604138	-37.97533765	Fixed Point on 60M envelope of arcs generated from FOS24	530	531	1.00
532	-63.24616465	-38.00497981	Fixed Point on 60M envelope of arcs generated from FOS24	531	532	1.00
533	-63.23606073	-38.03423345	Fixed Point on 60M envelope of arcs generated from FOS24	532	533	1.00
534	-63.22573344	-38.06308733	Fixed Point on 60M envelope of arcs generated from FOS24	533	534	1.00
535	-63.21518354	-38.09153473	Fixed Point on 60M envelope of arcs generated from FOS24	534	535	1.00
536	-63.20441689	-38.11956891	Fixed Point on 60M envelope of arcs generated from FOS24	535	536	1.00
537	-63.19343425	-38.14718087	Fixed Point on 60M envelope of arcs generated from FOS24	536	537	1.00
538	-63.18224045	-38.17436165	Fixed Point on 60M envelope of arcs generated from FOS24	537	538	1.00
539	-63.17083932	-38.20110449	Fixed Point on 60M envelope of arcs generated from FOS24	538	539	1.00
540	-63.15923265	-38.22740267	Fixed Point on 60M envelope of arcs generated from FOS24	539	540	1.00
541	-63.14742526	-38.25324945	Fixed Point on 60M envelope of arcs generated from FOS24	540	541	1.00
542	-63.13541996	-38.27863584	Fixed Point on 60M envelope of arcs generated from FOS24	541	542	1.00
543	-63.12322059	-38.30355511	Fixed Point on 60M envelope of arcs generated from FOS24	542	543	1.00

FP	Latitude (S)	Longitude (W)	Method	From FP	to FP	Dist (M)
544	-63.11083097	-38.32800051	Fixed Point on 60M envelope of arcs generated from FOS24	543	544	1.00
545	-63.0982539	-38.35196532	Fixed Point on 60M envelope of arcs generated from FOS24	544	545	1.00
546	-63.08549324	-38.37544503	Fixed Point on 60M envelope of arcs generated from FOS24	545	546	1.00
547	-63.07255484	-38.39843067	Fixed Point on 60M envelope of arcs generated from FOS24	546	547	1.00
548	-63.05943949	-38.42092	Fixed Point on 60M envelope of arcs generated from FOS24	547	548	1.00
549	-63.04615308	-38.44290177	Fixed Point on 60M envelope of arcs generated from FOS24	548	549	1.00
550	-63.03269946	-38.46437375	Fixed Point on 60M envelope of arcs generated from FOS24	549	550	1.00
551	-63.01908147	-38.4853292	Fixed Point on 60M envelope of arcs generated from FOS24	550	551	1.00
552	-63.00530397	-38.50576139	Fixed Point on 60M envelope of arcs generated from FOS24	551	552	1.00
553	-62.99137085	-38.52566805	Fixed Point on 60M envelope of arcs generated from FOS24	552	553	1.00
554	-62.97728596	-38.54504247	Fixed Point on 60M envelope of arcs generated from FOS24	553	554	1.00
555	-62.96305319	-38.56387789	Fixed Point on 60M envelope of arcs generated from FOS24	554	555	1.00
556	-62.94867743	-38.58217433	Fixed Point on 60M envelope of arcs generated from FOS24	555	556	1.00
557	-62.93416259	-38.59992279	Fixed Point on 60M envelope of arcs generated from FOS24	556	557	1.00
558	-62.91951358	-38.61712104	Fixed Point on 60M envelope of arcs generated from FOS24	557	558	1.00
559	-62.90473327	-38.63376458	Fixed Point on 60M envelope of arcs generated from FOS24	558	559	1.00
560	-62.88982661	-38.64984891	Fixed Point on 60M envelope of arcs generated from FOS24	559	560	1.00
561	-62.87479852	-38.66536955	Fixed Point on 60M envelope of arcs generated from FOS24	560	561	1.00
562	-62.85965192	-38.6803265	Fixed Point on 60M envelope of arcs generated from FOS24	561	562	1.00
563	-62.84439279	-38.69471078	Fixed Point on 60M envelope of arcs generated from FOS24	562	563	1.00
564	-62.82902507	-38.70852462	Fixed Point on 60M envelope of arcs generated from FOS24	563	564	1.00

FP	Latitude (S)	Longitude (W)	Method	From FP	to FP	Dist (M)
565	-62.81355167	-38.7217613	Fixed Point on 60M envelope of arcs generated from FOS24	564	565	1.00
566	-62.79797964	-38.73441856	Fixed Point on 60M envelope of arcs generated from FOS24	565	566	1.00
567	-62.78231192	-38.74649416	Fixed Point on 60M envelope of arcs generated from FOS24	566	567	1.00
568	-62.76655248	-38.75798586	Fixed Point on 60M envelope of arcs generated from FOS24	567	568	1.00
569	-62.75070736	-38.76888916	Fixed Point on 60M envelope of arcs generated from FOS24	568	569	1.00
570	-62.73478055	-38.77920631	Fixed Point on 60M envelope of arcs generated from FOS24	569	570	1.00
571	-62.73165763	-38.781104	Fixed Point on a constraint line	570	571	0.19
572	-62.72672168	-38.77365248	Fixed Point on a constraint line	571	572	0.36
573	-62.71302036	-38.75320682	Fixed Point on a constraint line	572	573	1.00
574	-62.69926934	-38.7329296	Fixed Point on a constraint line	573	574	1.00
575	-62.68546856	-38.71282081	Fixed Point on a constraint line	574	575	1.00
576	-62.67162002	-38.69288046	Fixed Point on a constraint line	575	576	1.00
577	-62.65772263	-38.67311079	Fixed Point on a constraint line	576	577	1.00
578	-62.64377633	-38.65350955	Fixed Point on a constraint line	577	578	1.00
579	-62.62978416	-38.63407899	Fixed Point on a constraint line	578	579	1.00
580	-62.61574398	-38.61481686	Fixed Point on a constraint line	579	580	1.00
581	-62.60165678	-38.59572766	Fixed Point on a constraint line	580	581	1.00
582	-62.58752353	-38.5768069	Fixed Point on a constraint line	581	582	1.00
583	-62.57334417	-38.55805906	Fixed Point on a constraint line	582	583	1.00
584	-62.55911968	-38.5394819	Fixed Point on a constraint line	583	584	1.00
585	-62.54485	-38.52107766	Fixed Point on a constraint line	584	585	1.00

FP	Latitude (S)	Longitude (W)	Method	From FP	to FP	Dist (M)
586	-62.53053611	-38.50284411	Fixed Point on a constraint line	585	586	1.00
587	-62.51617691	-38.48478348	Fixed Point on a constraint line	586	587	1.00
588	-62.50177443	-38.46689577	Fixed Point on a constraint line	587	588	1.00
589	-62.48732861	-38.449181	Fixed Point on a constraint line	588	589	1.00
590	-62.47284044	-38.43163915	Fixed Point on a constraint line	589	590	1.00
591	-62.45830881	-38.41427022	Fixed Point on a constraint line	590	591	1.00
592	-62.44373575	-38.39707646	Fixed Point on a constraint line	591	592	1.00
593	-62.42912018	-38.38005564	Fixed Point on a constraint line	592	593	1.00
594	-62.41446411	-38.36320998	Fixed Point on a constraint line	593	594	1.00
595	-62.39976646	-38.34653725	Fixed Point on a constraint line	594	595	1.00
596	-62.38502926	-38.33003969	Fixed Point on a constraint line	595	596	1.00
597	-62.3750426	-38.31898367	Fixed Point on a constraint line	596	597	0.67
598	-62.36635865	-38.30916733	Fixed Point on a constraint line	597	598	0.59
599	-62.35162271	-38.29268549	Fixed Point on a constraint line	598	599	1.00
600	-62.33684505	-38.27637658	Fixed Point on a constraint line	599	600	1.00
601	-62.3220298	-38.26024059	Fixed Point on a constraint line	600	601	1.00
602	-62.30717377	-38.24428202	Fixed Point on a constraint line	601	602	1.00
603	-62.29228006	-38.22849862	Fixed Point on a constraint line	602	603	1.00
604	-62.27734755	-38.21289039	Fixed Point on a constraint line	603	604	1.00
605	-62.26237727	-38.19745733	Fixed Point on a constraint line	604	605	1.00
606	-62.24736914	-38.18219945	Fixed Point on a constraint line	605	606	1.00

FP	Latitude (S)	Longitude (W)	Method	From FP	to FP	Dist (M)
607	-62.23232523	-38.16711898	Fixed Point on a constraint line	606	607	1.00
608	-62.21724339	-38.15221368	Fixed Point on a constraint line	607	608	1.00
609	-62.20212672	-38.13748581	Fixed Point on a constraint line	608	609	1.00
610	-62.18697308	-38.1229331	Fixed Point on a constraint line	609	610	1.00
611	-62.17178451	-38.10855781	Fixed Point on a constraint line	610	611	1.00
612	-62.15656203	-38.09435769	Fixed Point on a constraint line	611	612	1.00
613	-62.14130454	-38.08033499	Fixed Point on a constraint line	612	613	1.00
614	-62.12601199	-38.0664897	Fixed Point on a constraint line	613	614	1.00
615	-62.11068751	-38.05282184	Fixed Point on a constraint line	614	615	1.00
616	-62.09532894	-38.03933139	Fixed Point on a constraint line	615	616	1.00
617	-62.08684392	-38.0319899	Fixed Point on a constraint line	616	617	0.55
618	-62.07993834	-38.02601611	Fixed Point on a constraint line	617	618	0.44
619	-62.06451463	-38.01288049	Fixed Point on a constraint line	618	619	1.00
620	-62.04905987	-37.99992229	Fixed Point on a constraint line	619	620	1.00
621	-62.03357297	-37.98714151	Fixed Point on a constraint line	620	621	1.00
622	-62.018056	-37.9745359	Fixed Point on a constraint line	621	622	1.00
623	-62.00250786	-37.9621122	Fixed Point on a constraint line	622	623	1.00
624	-61.98692957	-37.94986368	Fixed Point on a constraint line	623	624	1.00
625	-61.97132216	-37.93779256	Fixed Point on a constraint line	624	625	1.00
626	-61.95568558	-37.92590112	Fixed Point on a constraint line	625	626	1.00
627	-61.94001981	-37.91418708	Fixed Point on a constraint line	626	627	1.00

FP	Latitude (S)	Longitude (W)	Method	From FP	to FP	Dist (M)
628	-61.92432586	-37.90265047	Fixed Point on a constraint line	627	628	1.00
629	-61.9086037	-37.89129352	Fixed Point on a constraint line	628	629	1.00
630	-61.89285435	-37.88011398	Fixed Point on a constraint line	629	630	1.00
631	-61.87707779	-37.86911187	Fixed Point on a constraint line	630	631	1.00
632	-61.86127504	-37.85828717	Fixed Point on a constraint line	631	632	1.00
633	-61.84544501	-37.84764213	Fixed Point on a constraint line	632	633	1.00
634	-61.82959085	-37.83717451	Fixed Point on a constraint line	633	634	1.00
635	-61.81371042	-37.82688656	Fixed Point on a constraint line	634	635	1.00
636	-61.79780473	-37.81677602	Fixed Point on a constraint line	635	636	1.00
637	-61.78187482	-37.8068429	Fixed Point on a constraint line	636	637	1.00
638	-61.76592174	-37.79708944	Fixed Point on a constraint line	637	638	1.00
639	-61.74994438	-37.7875134	Fixed Point on a constraint line	638	639	1.00
640	-61.7339438	-37.77811702	Fixed Point on a constraint line	639	640	1.00
641	-61.71792102	-37.76889582	Fixed Point on a constraint line	640	641	1.00
642	-61.70187495	-37.75985427	Fixed Point on a constraint line	641	642	1.00
643	-61.68580771	-37.75099239	Fixed Point on a constraint line	642	643	1.00
644	-61.66971926	-37.74230793	Fixed Point on a constraint line	643	644	1.00
645	-61.65360959	-37.73380088	Fixed Point on a constraint line	644	645	1.00
646	-61.63747974	-37.72547125	Fixed Point on a constraint line	645	646	1.00
647	-61.6213297	-37.71731904	Fixed Point on a constraint line	646	647	1.00
648	-61.60515942	-37.7093465	Fixed Point on a constraint line	647	648	1.00

FP	Latitude (S)	Longitude (W)	Method	From FP	to FP	Dist (M)
649	-61.58897105	-37.70155136	Fixed Point on a constraint line	648	649	1.00
650	-61.57276241	-37.69393365	Fixed Point on a constraint line	649	650	1.00
651	-61.5565367	-37.68649335	Fixed Point on a constraint line	650	651	1.00
652	-61.54029176	-37.67923048	Fixed Point on a constraint line	651	652	1.00
653	-61.52403078	-37.67214501	Fixed Point on a constraint line	652	653	1.00
654	-61.50775161	-37.66523697	Fixed Point on a constraint line	653	654	1.00
655	-61.49145637	-37.65850634	Fixed Point on a constraint line	654	655	1.00
656	-61.47514398	-37.65195313	Fixed Point on a constraint line	655	656	1.00
657	-61.45881656	-37.64557734	Fixed Point on a constraint line	656	657	1.00
658	-61.44247411	-37.63937896	Fixed Point on a constraint line	657	658	1.00
659	-61.4261166	-37.63335576	Fixed Point on a constraint line	658	659	1.00
660	-61.40974403	-37.62750997	Fixed Point on a constraint line	659	660	1.00
661	-61.39335746	-37.6218416	Fixed Point on a constraint line	660	661	1.00
662	-61.37695796	-37.61634841	Fixed Point on a constraint line	661	662	1.00
663	-61.36054443	-37.61103262	Fixed Point on a constraint line	662	663	1.00
664	-61.34411903	-37.60589202	Fixed Point on a constraint line	663	664	1.00
665	-61.32768066	-37.60092882	Fixed Point on a constraint line	664	665	1.00
666	-61.3112304	-37.5961408	Fixed Point on a constraint line	665	666	1.00
667	-61.29476932	-37.59152795	Fixed Point on a constraint line	666	667	1.00
668	-61.27829632	-37.58709252	Fixed Point on a constraint line	667	668	1.00
669	-61.26181357	-37.58283226	Fixed Point on a constraint line	668	669	1.00



FP	Latitude (S)	Longitude (W)	Method	From FP	to FP	Dist (M)
670	-61.24531998	-37.57874493	Fixed Point on a constraint line	669	670	1.00
671	-61.22881662	-37.57483501	Fixed Point on a constraint line	670	671	1.00
672	-61.21230348	-37.57110026	Fixed Point on a constraint line	671	672	1.00
673	-61.19578274	-37.56753844	Fixed Point on a constraint line	672	673	1.00
674	-61.17925222	-37.5641518	Fixed Point on a constraint line	673	674	1.00
675	-61.16271408	-37.56094032	Fixed Point on a constraint line	674	675	1.00
676	-61.14616833	-37.55790177	Fixed Point on a constraint line	675	676	1.00
677	-61.12961605	-37.55503839	Fixed Point on a constraint line	676	677	1.00
678	-61.11305614	-37.55234793	Fixed Point on a constraint line	677	678	1.00
679	-61.09648971	-37.54983265	Fixed Point on a constraint line	678	679	1.00
680	-61.07991783	-37.54748805	Fixed Point on a constraint line	679	680	1.00
681	-61.06333942	-37.54531862	Fixed Point on a constraint line	680	681	1.00
682	-61.04675666	-37.54332211	Fixed Point on a constraint line	681	682	1.00
683	-61.03016955	-37.54149853	Fixed Point on a constraint line	682	683	1.00
684	-61.01357809	-37.53984563	Fixed Point on a constraint line	683	684	1.00
685	-60.99698229	-37.5383679	Fixed Point on a constraint line	684	685	1.00
686	-60.98038325	-37.53705861	Fixed Point on a constraint line	685	686	1.00
687	-60.96378096	-37.53592448	Fixed Point on a constraint line	686	687	1.00
688	-60.94717653	-37.53496104	Fixed Point on a constraint line	687	688	1.00
689	-60.93056996	-37.53416828	Fixed Point on a constraint line	688	689	1.00
690	-60.91396126	-37.53354619	Fixed Point on a constraint line	689	690	1.00

FP	Latitude (S)	Longitude (W)	Method	From FP	to FP	Dist (M)
691	-60.89735153	-37.53309479	Fixed Point on a constraint line	690	691	1.00
692	-60.88074079	-37.53281631	Fixed Point on a constraint line	691	692	1.00
693	-60.86412903	-37.53270627	Fixed Point on a constraint line	692	693	1.00
694	-60.84751846	-37.53276691	Fixed Point on a constraint line	693	694	1.00
695	-60.8309069	-37.53299598	Fixed Point on a constraint line	694	695	1.00
696	-60.81429655	-37.53339573	Fixed Point on a constraint line	695	696	1.00
697	-60.79768743	-37.53396391	Fixed Point on a constraint line	696	697	1.00
698	-60.78107954	-37.53470278	Fixed Point on a constraint line	697	698	1.00
699	-60.764474	-37.53560783	Fixed Point on a constraint line	698	699	1.00
700	-60.74787082	-37.53668356	Fixed Point on a constraint line	699	700	1.00
701	-60.73127002	-37.53792773	Fixed Point on a constraint line	700	701	1.00
702	-60.7146727	-37.53933808	Fixed Point on a constraint line	701	702	1.00
703	-60.69807889	-37.54091687	Fixed Point on a constraint line	702	703	1.00
704	-60.6814886	-37.54266185	Fixed Point on a constraint line	703	704	1.00
705	-60.66490295	-37.54457526	Fixed Point on a constraint line	704	705	1.00
706	-60.64832306	-37.54665261	Fixed Point on a constraint line	705	706	1.00
707	-60.63174784	-37.5488984	Fixed Point on a constraint line	706	707	1.00
708	-60.61517731	-37.55131038	Fixed Point on a constraint line	707	708	1.00
709	-60.5986137	-37.55388854	Fixed Point on a constraint line	708	709	1.00
710	-60.58205703	-37.55663065	Fixed Point on a constraint line	709	710	1.00
711	-60.56550622	-37.55953895	Fixed Point on a constraint line	710	711	1.00

FP	Latitude (S)	Longitude (W)	Method	From FP	to FP	Dist (M)
712	-60.54896349	-37.56261119	Fixed Point on a constraint line	711	712	1.00
713	-60.53242776	-37.56584737	Fixed Point on a constraint line	712	713	1.00
714	-60.51590016	-37.56924974	Fixed Point on a constraint line	713	714	1.00
715	-60.49938071	-37.5728138	Fixed Point on a constraint line	714	715	1.00
716	-60.48287055	-37.57654181	Fixed Point on a constraint line	715	716	1.00
717	-60.46636969	-37.58043376	Fixed Point on a constraint line	716	717	1.00
718	-60.44987816	-37.58448741	Fixed Point on a constraint line	717	718	1.00
719	-60.4333971	-37.58870275	Fixed Point on a constraint line	718	719	1.00
720	-60.41692652	-37.59308204	Fixed Point on a constraint line	719	720	1.00
721	-60.40046647	-37.59762078	Fixed Point on a constraint line	720	721	1.00
722	-60.38401695	-37.60232346	Fixed Point on a constraint line	721	722	1.00
723	-60.36758023	-37.60718559	Fixed Point on a constraint line	722	723	1.00
724	-60.35115411	-37.61220942	Fixed Point on a constraint line	723	724	1.00
725	-60.33474195	-37.6173927	Fixed Point on a constraint line	724	725	1.00
726	-60.31834155	-37.62273543	Fixed Point on a constraint line	725	726	1.00
727	-60.30195406	-37.62823761	Fixed Point on a constraint line	726	727	1.00
728	-60.28558063	-37.63389924	Fixed Point on a constraint line	727	728	1.00
729	-60.26922127	-37.63972032	Fixed Point on a constraint line	728	729	1.00
730	-60.25287603	-37.64570086	Fixed Point on a constraint line	729	730	1.00
731	-60.23654604	-37.6518386	Fixed Point on a constraint line	730	731	1.00
732	-60.22023024	-37.65813354	Fixed Point on a constraint line	731	732	1.00

FP	Latitude (S)	Longitude (W)	Method	From FP	to FP	Dist (M)
733	-60.20393087	-37.66458569	Fixed Point on a constraint line	732	733	1.00
734	-60.18764686	-37.67119505	Fixed Point on a constraint line	733	734	1.00
735	-60.17137936	-37.67795936	Fixed Point on a constraint line	734	735	1.00
736	-60.15512841	-37.68488088	Fixed Point on a constraint line	735	736	1.00
737	-60.13889403	-37.6919596	Fixed Point on a constraint line	736	737	1.00
738	-60.12267738	-37.69919104	Fixed Point on a constraint line	737	738	1.00
739	-60.1064785	-37.70657968	Fixed Point on a constraint line	738	739	1.00
740	-60.09029741	-37.71412329	Fixed Point on a constraint line	739	740	1.00
741	-60.07413529	-37.7218196	Fixed Point on a constraint line	740	741	1.00
742	-60.05799105	-37.72966863	Fixed Point on a constraint line	741	742	1.00
743	-60.04186696	-37.73767262	Fixed Point on a constraint line	742	743	1.00
744	-60.02576306	-37.74582932	Fixed Point on a constraint line	743	744	1.00
745	-60.00967827	-37.75413874	Fixed Point on a constraint line	744	745	1.00
746	-59.99361375	-37.76260087	Fixed Point on a constraint line	745	746	1.00
747	-59.97757067	-37.77121347	Fixed Point on a constraint line	746	747	1.00
748	-59.96154907	-37.77997653	Fixed Point on a constraint line	747	748	1.00
749	-59.94554785	-37.78889231	Fixed Point on a constraint line	748	749	1.00
750	-59.92956931	-37.79795856	Fixed Point on a constraint line	749	750	1.00
751	-59.91361237	-37.80717303	Fixed Point on a constraint line	750	751	1.00
752	-59.89767819	-37.81653797	Fixed Point on a constraint line	751	752	1.00
753	-59.88176682	-37.82605337	Fixed Point on a constraint line	752	753	1.00

FP	Latitude (S)	Longitude (W)	Method	From FP	to FP	Dist (M)
754	-59.86587942	-37.83571475	Fixed Point on a constraint line	753	754	1.00
755	-59.85001604	-37.8455266	Fixed Point on a constraint line	754	755	1.00
756	-59.83417559	-37.85548667	Fixed Point on a constraint line	755	756	1.00
757	-59.82066183	-37.86411274	Fixed Point on a constraint line	756	757	1.00
758	-59.81486886	-37.86783177	Fixed Point on a constraint line	757	758	0.36
759	-59.79907727	-37.87808379	Fixed Point on a constraint line	758	759	1.00
760	-59.78331213	-37.88848179	Fixed Point on a constraint line	759	760	1.00
761	-59.76757123	-37.89902801	Fixed Point on a constraint line	760	761	1.00
762	-59.75185688	-37.90971797	Fixed Point on a constraint line	761	762	1.00
763	-59.73616912	-37.92055389	Fixed Point on a constraint line	762	763	1.00
764	-59.72050687	-37.93153355	Fixed Point on a constraint line	763	764	1.00
765	-59.70487244	-37.94265919	Fixed Point on a constraint line	764	765	1.00
766	-59.68926473	-37.95392855	Fixed Point on a constraint line	765	766	1.00
767	-59.67368494	-37.9653394	Fixed Point on a constraint line	766	767	1.00
768	-59.65813197	-37.97689398	Fixed Point on a constraint line	767	768	1.00
769	-59.64260815	-37.98859229	Fixed Point on a constraint line	768	769	1.00
770	-59.62711351	-38.00043209	Fixed Point on a constraint line	769	770	1.00
771	-59.61164697	-38.01241337	Fixed Point on a constraint line	770	771	1.00
772	-59.59621086	-38.02453613	Fixed Point on a constraint line	771	772	1.00
773	-59.58080295	-38.03679814	Fixed Point on a constraint line	772	773	1.00
774	-59.56542669	-38.04920163	Fixed Point on a constraint line	773	774	1.00

FP	Latitude (S)	Longitude (W)	Method	From FP	to FP	Dist (M)
775	-59.55007987	-38.06174435	Fixed Point on a constraint line	774	775	1.00
776	-59.53476367	-38.07442632	Fixed Point on a constraint line	775	776	1.00
777	-59.51947928	-38.08724752	Fixed Point on a constraint line	776	777	1.00
778	-59.50422561	-38.10020797	Fixed Point on a constraint line	777	778	1.00
779	-59.48900385	-38.1133054	Fixed Point on a constraint line	778	779	1.00
780	-59.47381405	-38.12653983	Fixed Point on a constraint line	779	780	1.00
781	-59.45865627	-38.13991126	Fixed Point on a constraint line	780	781	1.00
782	-59.44353169	-38.15341967	Fixed Point on a constraint line	781	782	1.00
783	-59.42844037	-38.16706284	Fixed Point on a constraint line	782	783	1.00
784	-59.41338122	-38.18084299	Fixed Point on a constraint line	783	784	1.00
785	-59.39835772	-38.1947579	Fixed Point on a constraint line	784	785	1.00
786	-59.38336649	-38.20880755	Fixed Point on a constraint line	785	786	1.00
787	-59.36841102	-38.2229897	Fixed Point on a constraint line	786	787	1.00
788	-59.35348907	-38.2373066	Fixed Point on a constraint line	787	788	1.00
789	-59.33860298	-38.251756	Fixed Point on a constraint line	788	789	1.00
790	-59.3237528	-38.26634015	Fixed Point on a constraint line	789	790	1.00
791	-59.30893746	-38.28105455	Fixed Point on a constraint line	790	791	1.00
792	-59.29415813	-38.29589921	Fixed Point on a constraint line	791	792	1.00
793	-59.27941489	-38.31087638	Fixed Point on a constraint line	792	793	1.00
794	-59.26470893	-38.32598604	Fixed Point on a constraint line	793	794	1.00
795	-59.25004031	-38.34122371	Fixed Point on a constraint line	794	795	1.00

FP	Latitude (S)	Longitude (W)	Method	From FP	to FP	Dist (M)
796	-59.23540792	-38.35659164	Fixed Point on a constraint line	795	796	1.00
797	-59.22081414	-38.37208758	Fixed Point on a constraint line	796	797	1.00
798	-59.20625671	-38.38771377	Fixed Point on a constraint line	797	798	1.00
799	-59.19173913	-38.40346798	Fixed Point on a constraint line	798	799	1.00
800	-59.17725916	-38.41934795	Fixed Point on a constraint line	799	800	1.00
801	-59.16281917	-38.43535592	Fixed Point on a constraint line	800	801	1.00
802	-59.1484169	-38.45149191	Fixed Point on a constraint line	801	802	1.00
803	-59.13405471	-38.46775367	Fixed Point on a constraint line	802	803	1.00
804	-59.11973266	-38.48414118	Fixed Point on a constraint line	803	804	1.00
805	-59.10545081	-38.50065222	Fixed Point on a constraint line	804	805	1.00
806	-59.09120922	-38.51728902	Fixed Point on a constraint line	805	806	1.00
807	-59.07700793	-38.53404933	Fixed Point on a constraint line	806	807	1.00
808	-59.06284816	-38.55093317	Fixed Point on a constraint line	807	808	1.00
809	-59.04872881	-38.56794277	Fixed Point on a constraint line	808	809	1.00
810	-59.03465226	-38.5850714	Fixed Point on a constraint line	809	810	1.00
811	-59.02061624	-38.60232354	Fixed Point on a constraint line	810	811	1.00
812	-59.00662429	-38.6196992	Fixed Point on a constraint line	811	812	1.00
813	-58.99267299	-38.63719389	Fixed Point on a constraint line	812	813	1.00
814	-58.97876587	-38.65480761	Fixed Point on a constraint line	813	814	1.00
815	-58.96490067	-38.67254485	Fixed Point on a constraint line	814	815	1.00
816	-58.95107976	-38.69039886	Fixed Point on a constraint line	815	816	1.00

FP	Latitude (S)	Longitude (W)	Method	From FP	to FP	Dist (M)
817	-58.93730206	-38.70837415	Fixed Point on a constraint line	816	817	1.00
818	-58.92356877	-38.72646622	Fixed Point on a constraint line	817	818	1.00
819	-58.90987995	-38.74467507	Fixed Point on a constraint line	818	819	1.00
820	-58.89623566	-38.76300295	Fixed Point on a constraint line	819	820	1.00
821	-58.88263596	-38.78144985	Fixed Point on a constraint line	820	821	1.00
822	-58.86908091	-38.80000905	Fixed Point on a constraint line	821	822	1.00
823	-58.85557172	-38.81868727	Fixed Point on a constraint line	822	823	1.00
824	-58.84210847	-38.83748002	Fixed Point on a constraint line	823	824	1.00
825	-58.8286912	-38.85638732	Fixed Point on a constraint line	824	825	1.00
826	-58.81531997	-38.87540914	Fixed Point on a constraint line	825	826	1.00
827	-58.80199484	-38.89454326	Fixed Point on a constraint line	826	827	1.00
828	-58.78871704	-38.91379191	Fixed Point on a constraint line	827	828	1.00
829	-58.77548663	-38.93315509	Fixed Point on a constraint line	828	829	1.00
830	-58.76230366	-38.95262832	Fixed Point on a constraint line	829	830	1.00
831	-58.74916702	-38.97221384	Fixed Point on a constraint line	830	831	1.00
832	-58.73608028	-38.9919094	Fixed Point on a constraint line	831	832	1.00
833	-58.72304	-39.01171726	Fixed Point on a constraint line	832	833	1.00
834	-58.71004973	-39.03163291	Fixed Point on a constraint line	833	834	1.00
835	-58.69710719	-39.05166085	Fixed Point on a constraint line	834	835	1.00
836	-58.68421362	-39.07179658	Fixed Point on a constraint line	835	836	1.00
837	-58.67136907	-39.09204012	Fixed Point on a constraint line	836	837	1.00



FP	Latitude (S)	Longitude (W)	Method	From FP	to FP	Dist (M)
838	-58.65857478	-39.11239145	Fixed Point on a constraint line	837	838	1.00
839	-58.6458308	-39.13285058	Fixed Point on a constraint line	838	839	1.00
840	-58.63313602	-39.15341751	Fixed Point on a constraint line	839	840	1.00
841	-58.62049166	-39.17408999	Fixed Point on a constraint line	840	841	1.00
842	-58.6078978	-39.19487027	Fixed Point on a constraint line	841	842	1.00
843	-58.59535565	-39.21575385	Fixed Point on a constraint line	842	843	1.00
844	-58.58286411	-39.23674074	Fixed Point on a constraint line	843	844	1.00
845	-58.57042324	-39.25783543	Fixed Point on a constraint line	844	845	1.00
846	-58.55803543	-39.27903118	Fixed Point on a constraint line	845	846	1.00
847	-58.54569841	-39.30033024	Fixed Point on a constraint line	846	847	1.00
848	-58.5334134	-39.3217326	Fixed Point on a constraint line	847	848	1.00
849	-58.52118164	-39.34323602	Fixed Point on a constraint line	848	849	1.00
850	-58.50900201	-39.36484275	Fixed Point on a constraint line	849	850	1.00
851	-58.49687574	-39.38654829	Fixed Point on a constraint line	850	851	1.00
852	-58.48480172	-39.4083549	Fixed Point on a constraint line	851	852	1.00
853	-58.47278237	-39.43026256	Fixed Point on a constraint line	852	853	1.00
854	-58.46081537	-39.45226904	Fixed Point on a constraint line	853	854	1.00
855	-58.44890315	-39.47437433	Fixed Point on a constraint line	854	855	1.00
856	-58.43704459	-39.49657619	Fixed Point on a constraint line	855	856	1.00
857	-58.42523975	-39.51887687	Fixed Point on a constraint line	856	857	1.00
858	-58.41349103	-39.54127636	Fixed Point on a constraint line	857	858	1.00

FP	Latitude (S)	Longitude (W)	Method	From FP	to FP	Dist (M)
859	-58.40179614	-39.56377018	Fixed Point on a constraint line	858	859	1.00
860	-58.39015633	-39.58636056	Fixed Point on a constraint line	859	860	1.00
861	-58.37857281	-39.60904751	Fixed Point on a constraint line	860	861	1.00
862	-58.3670433	-39.63182879	Fixed Point on a constraint line	861	862	1.00
863	-58.35557021	-39.65470439	Fixed Point on a constraint line	862	863	1.00
864	-58.3441536	-39.67767206	Fixed Point on a constraint line	863	864	1.00
865	-58.33279353	-39.70073631	Fixed Point on a constraint line	864	865	1.00
866	-58.32148887	-39.72389039	Fixed Point on a constraint line	865	866	1.00
867	-58.31024204	-39.74713878	Fixed Point on a constraint line	866	867	1.00
868	-58.29905074	-39.77047702	Fixed Point on a constraint line	867	868	1.00
869	-58.28791738	-39.79390732	Fixed Point on a constraint line	868	869	1.00
870	-58.27684203	-39.81742971	Fixed Point on a constraint line	869	870	1.00
871	-58.26582356	-39.84103968	Fixed Point on a constraint line	870	871	1.00
872	-58.25486202	-39.86473948	Fixed Point on a constraint line	871	872	1.00
873	-58.24395984	-39.88852912	Fixed Point on a constraint line	872	873	1.00
874	-58.23311589	-39.91240634	Fixed Point on a constraint line	873	874	1.00
875	-58.22233022	-39.93637339	Fixed Point on a constraint line	874	875	1.00
876	-58.2116029	-39.96042578	Fixed Point on a constraint line	875	876	1.00
877	-58.20093517	-39.98456351	Fixed Point on a constraint line	876	877	1.00
878	-58.19032588	-40.00878883	Fixed Point on a constraint line	877	878	1.00
879	-58.17977629	-40.03310173	Fixed Point on a constraint line	878	879	1.00

FP	Latitude (S)	Longitude (W)	Method	From FP	to FP	Dist (M)
880	-58.16928646	-40.05749773	Fixed Point on a constraint line	879	880	1.00
881	-58.15885524	-40.08197682	Fixed Point on a constraint line	880	881	1.00
882	-58.14848507	-40.10654126	Fixed Point on a constraint line	881	882	1.00
883	-58.13817482	-40.13118878	Fixed Point on a constraint line	882	883	1.00
884	-58.12792572	-40.1559194	Fixed Point on a constraint line	883	884	1.00
885	-58.11773546	-40.18073311	Fixed Point on a constraint line	884	885	1.00
886	-58.10760766	-40.20562768	Fixed Point on a constraint line	885	886	1.00
887	-58.09753998	-40.23060309	Fixed Point on a constraint line	886	887	1.00
888	-58.08753369	-40.25565935	Fixed Point on a constraint line	887	888	1.00
889	-58.07758882	-40.28079645	Fixed Point on a constraint line	888	889	1.00
890	-58.06770543	-40.30601216	Fixed Point on a constraint line	889	890	1.00
891	-58.05788358	-40.33130648	Fixed Point on a constraint line	890	891	1.00
892	-58.04812451	-40.35667939	Fixed Point on a constraint line	891	892	1.00
893	-58.04471886	-40.36558843	Fixed Point on a constraint line	892	893	1.00
894	-58.04319812	-40.36952081	Fixed Point on a constraint line	893	894	0.15
895	-58.0334374	-40.3948825	Fixed Point on a constraint line	894	895	1.00
896	-58.02373955	-40.42032054	Fixed Point on a constraint line	895	896	1.00
897	-58.0141046	-40.44583943	Fixed Point on a constraint line	896	897	1.00
898	-58.00453143	-40.47143243	Fixed Point on a constraint line	897	898	1.00
899	-57.99502128	-40.49710179	Fixed Point on a constraint line	898	899	1.00
900	-57.98557419	-40.52284751	Fixed Point on a constraint line	899	900	1.00

FP	Latitude (S)	Longitude (W)	Method	From FP	to FP	Dist (M)
901	-57.97619023	-40.54866733	Fixed Point on a constraint line	900	901	1.00
902	-57.96686944	-40.57456127	Fixed Point on a constraint line	901	902	1.00
903	-57.95761187	-40.60052932	Fixed Point on a constraint line	902	903	1.00
904	-57.94841758	-40.62657148	Fixed Point on a constraint line	903	904	1.00
905	-57.93928781	-40.65268551	Fixed Point on a constraint line	904	905	1.00
906	-57.9302226	-40.6788714	Fixed Point on a constraint line	905	906	1.00
907	-57.92122082	-40.70512915	Fixed Point on a constraint line	906	907	1.00
908	-57.91228371	-40.73145877	Fixed Point on a constraint line	907	908	1.00
909	-57.90341132	-40.75785801	Fixed Point on a constraint line	908	909	1.00
910	-57.8946025	-40.78432687	Fixed Point on a constraint line	909	910	1.00
911	-57.8858597	-40.8108676	Fixed Point on a constraint line	910	911	1.00
912	-57.87718176	-40.83747345	Fixed Point on a constraint line	911	912	1.00
913	-57.86856874	-40.86415117	Fixed Point on a constraint line	912	913	1.00
914	-57.86002187	-40.89089402	Fixed Point on a constraint line	913	914	1.00
915	-57.85154002	-40.91770424	Fixed Point on a constraint line	914	915	1.00
916	-57.84312443	-40.94458183	Fixed Point on a constraint line	915	916	1.00
917	-57.83477394	-40.97152455	Fixed Point on a constraint line	916	917	1.00
918	-57.8264898	-40.9985324	Fixed Point on a constraint line	917	918	1.00
919	-57.81827206	-41.02560538	Fixed Point on a constraint line	918	919	1.00
920	-57.81012076	-41.05274348	Fixed Point on a constraint line	919	920	1.00
921	-57.80203595	-41.07994447	Fixed Point on a constraint line	920	921	1.00

FP	Latitude (S)	Longitude (W)	Method	From FP	to FP	Dist (M)
922	-57.79401768	-41.10721058	Fixed Point on a constraint line	921	922	1.00
923	-57.7860672	-41.13453733	Fixed Point on a constraint line	922	923	1.00
924	-57.77818214	-41.16192472	Fixed Point on a constraint line	923	924	1.00
925	-57.77036495	-41.18937724	Fixed Point on a constraint line	924	925	1.00
926	-57.76261567	-41.21688814	Fixed Point on a constraint line	925	926	1.00
927	-57.75493316	-41.24445968	Fixed Point on a constraint line	926	927	1.00
928	-57.74731866	-41.27209186	Fixed Point on a constraint line	927	928	1.00
929	-57.7397722	-41.29978243	Fixed Point on a constraint line	928	929	1.00
930	-57.73229384	-41.32753139	Fixed Point on a constraint line	929	930	1.00
931	-57.72488241	-41.35533874	Fixed Point on a constraint line	930	931	1.00
932	-57.71754036	-41.38320223	Fixed Point on a constraint line	931	932	1.00
933	-57.71026533	-41.41112412	Fixed Point on a constraint line	932	933	1.00
934	-57.70305977	-41.43910215	Fixed Point on a constraint line	933	934	1.00
935	-57.69592251	-41.46713632	Fixed Point on a constraint line	934	935	1.00
936	-57.6888548	-41.49522664	Fixed Point on a constraint line	935	936	1.00
937	-57.68185547	-41.52337086	Fixed Point on a constraint line	936	937	1.00
938	-57.67492458	-41.55156898	Fixed Point on a constraint line	937	938	1.00
939	-57.66806336	-41.57981875	Fixed Point on a constraint line	938	939	1.00
940	-57.66127184	-41.60812466	Fixed Point on a constraint line	939	940	1.00
941	-57.65454888	-41.63647998	Fixed Point on a constraint line	940	941	1.00
942	-57.64789571	-41.66488892	Fixed Point on a constraint line	941	942	1.00

FP	Latitude (S)	Longitude (W)	Method	From FP	to FP	Dist (M)
943	-57.64131357	-41.69335008	Fixed Point on a constraint line	942	943	1.00
944	-57.63480009	-41.72186036	Fixed Point on a constraint line	943	944	1.00
945	-57.62835652	-41.75042005	Fixed Point on a constraint line	944	945	1.00
946	-57.6219829	-41.77903139	Fixed Point on a constraint line	945	946	1.00
947	-57.61567925	-41.80768989	Fixed Point on a constraint line	946	947	1.00
948	-57.60944683	-41.8363978	Fixed Point on a constraint line	947	948	1.00
949	-57.60328447	-41.86515512	Fixed Point on a constraint line	948	949	1.00
950	-57.5971922	-41.89395735	Fixed Point on a constraint line	949	950	1.00
951	-57.59117126	-41.92280675	Fixed Point on a constraint line	950	951	1.00
952	-57.5852217	-41.95170331	Fixed Point on a constraint line	951	952	1.00
953	-57.57934233	-41.98064478	Fixed Point on a constraint line	952	953	1.00
954	-57.57353319	-42.00963117	Fixed Point on a constraint line	953	954	1.00
955	-57.57208167	-42.0169749	Fixed Point on a constraint line	954	955	0.25
956	-56.72065767	-42.06567257	Fixed Point on 60M envelope of arcs generated from FOS26	955	956	51.22
957	-56.00783955	-42.91362156	Fixed Point on 200M limit	956	957	51.35
958	-55.40299863	-43.50649168	Fixed Point on 200M limit	957	958	
959	-54.95547506	-44.68440086	Fixed Point on 60M envelope of arcs generated from FOS28	958	959	48.63
960	-54.95208876	-44.71270004	Fixed Point on 60M envelope of arcs generated from FOS28	959	960	1.00
961	-54.94842554	-44.74089366	Fixed Point on 60M envelope of arcs generated from FOS28	960	961	1.00
962	-54.78676918	-46.44210743	Fixed Point on 60M envelope of arcs generated from FOS29	961	962	59.77
963	-54.71138198	-47.74594918	Fixed Point on 60M envelope of arcs generated from FOS31	962	963	45.55

FP	Latitude (S)	Longitude (W)	Method	From FP	to FP	Dist (M)
964	-55.37187127	-49.04672094	Fixed Point on 60M envelope of arcs generated from FOS32	963	964	59.93
965	-55.38257455	-49.06908001	Fixed Point on 60M envelope of arcs generated from FOS32	964	965	1.00
966	-55.39306146	-49.09176471	Fixed Point on 60M envelope of arcs generated from FOS32	965	966	1.00
967	-55.40332705	-49.11476158	Fixed Point on 60M envelope of arcs generated from FOS32	966	967	1.00
968	-55.41336895	-49.13807062	Fixed Point on 60M envelope of arcs generated from FOS32	967	968	1.00
969	-55.42318348	-49.16168059	Fixed Point on 60M envelope of arcs generated from FOS32	968	969	1.00
970	-55.43276826	-49.18558701	Fixed Point on 60M envelope of arcs generated from FOS32	969	970	1.00
971	-55.44211963	-49.20978313	Fixed Point on 60M envelope of arcs generated from FOS32	970	971	1.00
972	-55.45123647	-49.23425998	Fixed Point on 60M envelope of arcs generated from FOS32	971	972	1.00
973	-55.46011513	-49.25901305	Fixed Point on 60M envelope of arcs generated from FOS32	972	973	1.00
974	-55.46875321	-49.28403338	Fixed Point on 60M envelope of arcs generated from FOS32	973	974	1.00
975	-55.47714832	-49.30931422	Fixed Point on 60M envelope of arcs generated from FOS32	974	975	1.00
976	-55.48529678	-49.33484883	Fixed Point on 60M envelope of arcs generated from FOS32	975	976	1.00
977	-55.49319747	-49.36062823	Fixed Point on 60M envelope of arcs generated from FOS32	976	977	1.00
978	-55.500848	-49.38664569	Fixed Point on 60M envelope of arcs generated from FOS32	977	978	1.00
979	-55.50824596	-49.41289671	Fixed Point on 60M envelope of arcs generated from FOS32	978	979	1.00
980	-55.51538767	-49.43937006	Fixed Point on 60M envelope of arcs generated from FOS32	979	980	1.00
981	-55.52227326	-49.46605676	Fixed Point on 60M envelope of arcs generated from FOS32	980	981	1.00
982	-55.52890033	-49.49295232	Fixed Point on 60M envelope of arcs generated from FOS32	981	982	1.00
983	-55.53526519	-49.52004775	Fixed Point on 60M envelope of arcs generated from FOS32	982	983	1.00
984	-55.54136668	-49.54733633	Fixed Point on 60M envelope of arcs generated from FOS32	983	984	1.00

FP	Latitude (S)	Longitude (W)	Method	From FP	to FP	Dist (M)
985	-55.54720367	-49.57480681	Fixed Point on 60M envelope of arcs generated from FOS32	984	985	1.00
986	-55.55277499	-49.60245471	Fixed Point on 60M envelope of arcs generated from FOS32	985	986	1.00
987	-55.55807693	-49.63026879	Fixed Point on 60M envelope of arcs generated from FOS32	986	987	1.00
988	-55.56310962	-49.65824233	Fixed Point on 60M envelope of arcs generated from FOS32	987	988	1.00
989	-55.56787059	-49.68636634	Fixed Point on 60M envelope of arcs generated from FOS32	988	989	1.00
990	-55.57235997	-49.71463183	Fixed Point on 60M envelope of arcs generated from FOS32	989	990	1.00
991	-55.57657401	-49.74303431	Fixed Point on 60M envelope of arcs generated from FOS32	990	991	1.00
992	-55.58051282	-49.77156031	Fixed Point on 60M envelope of arcs generated from FOS32	991	992	1.00
993	-55.58417519	-49.80020534	Fixed Point on 60M envelope of arcs generated from FOS32	992	993	1.00
994	-55.58756122	-49.82895817	Fixed Point on 60M envelope of arcs generated from FOS32	993	994	1.00
995	-55.59066715	-49.85781205	Fixed Point on 60M envelope of arcs generated from FOS32	994	995	1.00
996	-55.59349433	-49.88675802	Fixed Point on 60M envelope of arcs generated from FOS32	995	996	1.00
997	-55.59604026	-49.91578483	Fixed Point on 60M envelope of arcs generated from FOS32	996	997	1.00
998	-55.59830628	-49.944888	Fixed Point on 60M envelope of arcs generated from FOS32	997	998	1.00
999	-55.60028863	-49.9740563	Fixed Point on 60M envelope of arcs generated from FOS32	998	999	1.00
1000	-55.60198988	-50.00328299	Fixed Point on 60M envelope of arcs generated from FOS32	999	1000	1.00
1001	-55.6034088	-50.03255459	Fixed Point on 60M envelope of arcs generated from FOS32	1000	1001	1.00
1002	-55.60454289	-50.06186886	Fixed Point on 60M envelope of arcs generated from FOS32	1001	1002	1.00
1003	-55.60539343	-50.09121233	Fixed Point on 60M envelope of arcs generated from FOS32	1002	1003	1.00
1004	-55.60596045	-50.12057826	Fixed Point on 60M envelope of arcs generated from FOS32	1003	1004	1.00
1005	-55.61457786	-50.76234143	Fixed Point on 60M envelope of arcs generated from FOS33	1004	1005	21.84



FP	Latitude (S)	Longitude (W)	Method	From FP	to FP	Dist (M)
1006	-56.30841157	-52.03873741	Fixed Point on 60M envelope of arcs generated from FOS35	1005	1006	59.93
1007	-56.32431875	-52.04747128	Fixed Point on 60M envelope of arcs generated from FOS35	1006	1007	1.00
1008	-56.34014194	-52.056688	Fixed Point on 60M envelope of arcs generated from FOS35	1007	1008	1.00
1009	-56.3558775	-52.06638755	Fixed Point on 60M envelope of arcs generated from FOS35	1008	1009	1.00
1010	-56.37152055	-52.07656322	Fixed Point on 60M envelope of arcs generated from FOS35	1009	1010	1.00
1011	-56.38706621	-52.08721949	Fixed Point on 60M envelope of arcs generated from FOS35	1010	1011	1.00
1012	-56.40250962	-52.09834737	Fixed Point on 60M envelope of arcs generated from FOS35	1011	1012	1.00
1013	-56.41784715	-52.10994686	Fixed Point on 60M envelope of arcs generated from FOS35	1012	1013	1.00
1014	-56.43307396	-52.12201797	Fixed Point on 60M envelope of arcs generated from FOS35	1013	1014	1.00
1015	-56.44818644	-52.13455172	Fixed Point on 60M envelope of arcs generated from FOS35	1014	1015	1.00
1016	-56.46317975	-52.14755034	Fixed Point on 60M envelope of arcs generated from FOS35	1015	1016	1.00
1017	-56.47804905	-52.16100935	Fixed Point on 60M envelope of arcs generated from FOS35	1016	1017	1.00
1018	-56.49279075	-52.17492425	Fixed Point on 60M envelope of arcs generated from FOS35	1017	1018	1.00
1019	-56.50740129	-52.18929281	Fixed Point on 60M envelope of arcs generated from FOS35	1018	1019	1.00
1020	-56.52187458	-52.20410827	Fixed Point on 60M envelope of arcs generated from FOS35	1019	1020	1.00
1021	-56.53620707	-52.21937289	Fixed Point on 60M envelope of arcs generated from FOS35	1020	1021	1.00
1022	-56.55039643	-52.23507769	Fixed Point on 60M envelope of arcs generated from FOS35	1021	1022	1.00
1023	-56.56443662	-52.25122042	Fixed Point on 60M envelope of arcs generated from FOS35	1022	1023	1.00
1024	-56.57832407	-52.26779433	Fixed Point on 60M envelope of arcs generated from FOS35	1023	1024	1.00
1025	-56.59205401	-52.28479944	Fixed Point on 60M envelope of arcs generated from FOS35	1024	1025	1.00
1026	-56.60562411	-52.30223125	Fixed Point on 60M envelope of arcs generated from FOS35	1025	1026	1.00

FP	Latitude (S)	Longitude (W)	Method	From FP	to FP	Dist (M)
1027	-56.6190296	-52.32008077	Fixed Point on 60M envelope of arcs generated from FOS35	1026	1027	1.00
1028	-56.63226569	-52.33834577	Fixed Point on 60M envelope of arcs generated from FOS35	1027	1028	1.00
1029	-56.64533008	-52.35702174	Fixed Point on 60M envelope of arcs generated from FOS35	1028	1029	1.00
1030	-56.65821801	-52.37610196	Fixed Point on 60M envelope of arcs generated from FOS35	1029	1030	1.00
1031	-56.67092718	-52.39558417	Fixed Point on 60M envelope of arcs generated from FOS35	1030	1031	1.00
1032	-56.68345158	-52.4154594	Fixed Point on 60M envelope of arcs generated from FOS35	1031	1032	1.00
1033	-56.69578769	-52.43572539	Fixed Point on 60M envelope of arcs generated from FOS35	1032	1033	1.00
1034	-56.70793447	-52.45637766	Fixed Point on 60M envelope of arcs generated from FOS35	1033	1034	1.00
1035	-56.7198859	-52.47740498	Fixed Point on 60M envelope of arcs generated from FOS35	1034	1035	1.00
1036	-56.73163972	-52.49880734	Fixed Point on 60M envelope of arcs generated from FOS35	1035	1036	1.00
1037	-56.74319116	-52.52057352	Fixed Point on 60M envelope of arcs generated from FOS35	1036	1037	1.00
1038	-56.75453794	-52.54270127	Fixed Point on 60M envelope of arcs generated from FOS35	1037	1038	1.00
1039	-56.76567779	-52.5651861	Fixed Point on 60M envelope of arcs generated from FOS35	1038	1039	1.00
1040	-56.77660471	-52.58801678	Fixed Point on 60M envelope of arcs generated from FOS35	1039	1040	1.00
1041	-56.78731767	-52.61118882	Fixed Point on 60M envelope of arcs generated from FOS35	1040	1041	1.00
1042	-56.79781314	-52.63469549	Fixed Point on 60M envelope of arcs generated from FOS35	1041	1042	1.00
1043	-56.80808637	-52.65853229	Fixed Point on 60M envelope of arcs generated from FOS35	1042	1043	1.00
1044	-56.81813633	-52.68269023	Fixed Point on 60M envelope of arcs generated from FOS35	1043	1044	1.00
1045	-56.82795949	-52.70716258	Fixed Point on 60M envelope of arcs generated from FOS35	1044	1045	1.00
1046	-56.83755357	-52.73194261	Fixed Point on 60M envelope of arcs generated from FOS35	1045	1046	1.00
1047	-56.84691382	-52.75702357	Fixed Point on 60M envelope of arcs generated from FOS35	1046	1047	1.00

FP	Latitude (S)	Longitude (W)	Method	From FP	to FP	Dist (M)
1048	-56.85603795	-52.78239873	Fixed Point on 60M envelope of arcs generated from FOS35	1047	1048	1.00
1049	-56.86492491	-52.80805911	Fixed Point on 60M envelope of arcs generated from FOS35	1048	1049	1.00
1050	-56.87357118	-52.83400021	Fixed Point on 60M envelope of arcs generated from FOS35	1049	1050	1.00
1051	-56.88197323	-52.8602108	Fixed Point on 60M envelope of arcs generated from FOS35	1050	1051	1.00
1052	-56.89013	-52.88668416	Fixed Point on 60M envelope of arcs generated from FOS35	1051	1052	1.00
1053	-56.89803919	-52.91341577	Fixed Point on 60M envelope of arcs generated from FOS35	1052	1053	1.00
1054	-56.90569605	-52.94039443	Fixed Point on 60M envelope of arcs generated from FOS35	1053	1054	1.00
1055	-56.91310072	-52.96761338	Fixed Point on 60M envelope of arcs generated from FOS35	1054	1055	1.00
1056	-56.92025091	-52.99506365	Fixed Point on 60M envelope of arcs generated from FOS35	1055	1056	1.00
1057	-56.92714307	-53.02274074	Fixed Point on 60M envelope of arcs generated from FOS35	1056	1057	1.00
1058	-56.93377612	-53.05063119	Fixed Point on 60M envelope of arcs generated from FOS35	1057	1058	1.00
1059	-56.94014652	-53.07873273	Fixed Point on 60M envelope of arcs generated from FOS35	1058	1059	1.00
1060	-56.94625562	-53.10703191	Fixed Point on 60M envelope of arcs generated from FOS35	1059	1060	1.00
1061	-56.95209865	-53.13552198	Fixed Point on 60M envelope of arcs generated from FOS35	1060	1061	1.00
1062	-56.95767451	-53.16419621	Fixed Point on 60M envelope of arcs generated from FOS35	1061	1062	1.00
1063	-56.96298331	-53.19304335	Fixed Point on 60M envelope of arcs generated from FOS35	1062	1063	1.00
1064	-56.96802149	-53.22205669	Fixed Point on 60M envelope of arcs generated from FOS35	1063	1064	1.00
1065	-56.9727867	-53.25122724	Fixed Point on 60M envelope of arcs generated from FOS35	1064	1065	1.00
1066	-56.97728029	-53.28054825	Fixed Point on 60M envelope of arcs generated from FOS35	1065	1066	1.00
1067	-56.98149988	-53.31000625	Fixed Point on 60M envelope of arcs generated from FOS35	1066	1067	1.00
1068	-56.98544313	-53.33959676	Fixed Point on 60M envelope of arcs generated from FOS35	1067	1068	1.00

FP	Latitude (S)	Longitude (W)	Method	From FP	to FP	Dist (M)
1069	-56.98911013	-53.36931078	Fixed Point on 60M envelope of arcs generated from FOS35	1068	1069	1.00
1070	-56.9924985	-53.39913485	Fixed Point on 60M envelope of arcs generated from FOS35	1069	1070	1.00
1071	-56.99560832	-53.42906671	Fixed Point on 60M envelope of arcs generated from FOS35	1070	1071	1.00
1072	-56.99843843	-53.45909066	Fixed Point on 60M envelope of arcs generated from FOS35	1071	1072	1.00
1073	-57.00098768	-53.48920443	Fixed Point on 60M envelope of arcs generated from FOS35	1072	1073	1.00
1074	-57.00325489	-53.51939456	Fixed Point on 60M envelope of arcs generated from FOS35	1073	1074	1.00
1075	-57.00524011	-53.54965206	Fixed Point on 60M envelope of arcs generated from FOS35	1074	1075	1.00
1076	-57.0069434	-53.57996796	Fixed Point on 60M envelope of arcs generated from FOS35	1075	1076	1.00
1077	-57.00836357	-53.61033551	Fixed Point on 60M envelope of arcs generated from FOS35	1076	1077	1.00
1078	-57.00949941	-53.64074573	Fixed Point on 60M envelope of arcs generated from FOS35	1077	1078	1.00
1079	-57.01035097	-53.67118514	Fixed Point on 60M envelope of arcs generated from FOS35	1078	1079	1.00
1080	-57.01091826	-53.70164926	Fixed Point on 60M envelope of arcs generated from FOS35	1079	1080	1.00
1081	-57.01120251	-53.73212685	Fixed Point on 60M envelope of arcs generated from FOS35	1080	1081	1.00
1082	-57.01120128	-53.76260893	Fixed Point on 60M envelope of arcs generated from FOS35	1081	1082	1.00
1083	-57.01091458	-53.79308428	Fixed Point on 60M envelope of arcs generated from FOS35	1082	1083	1.00
1084	-57.01034484	-53.82354839	Fixed Point on 60M envelope of arcs generated from FOS35	1083	1084	1.00
1085	-57.00949084	-53.85399005	Fixed Point on 60M envelope of arcs generated from FOS35	1084	1085	1.00
1086	-57.00835131	-53.88439803	Fixed Point on 60M envelope of arcs generated from FOS35	1085	1086	1.00
1087	-57.00692992	-53.91476557	Fixed Point on 60M envelope of arcs generated from FOS35	1086	1087	1.00
1088	-57.00522418	-53.94508147	Fixed Point on 60M envelope of arcs generated from FOS35	1087	1088	1.00
1089	-57.0032365	-53.97533897	Fixed Point on 60M envelope of arcs generated from FOS35	1088	1089	1.00

FP	Latitude (S)	Longitude (W)	Method	From FP	to FP	Dist (M)
1090	-57.00096562	-54.00552686	Fixed Point on 60M envelope of arcs generated from FOS35	1089	1090	1.00
1091	-56.99841392	-54.03563839	Fixed Point on 60M envelope of arcs generated from FOS35	1090	1091	1.00
1092	-56.99558135	-54.06566458	Fixed Point on 60M envelope of arcs generated from FOS35	1091	1092	1.00
1093	-56.99246908	-54.0955942	Fixed Point on 60M envelope of arcs generated from FOS35	1092	1093	1.00
1094	-56.98907826	-54.12541826	Fixed Point on 60M envelope of arcs generated from FOS35	1093	1094	1.00
1095	-56.9854088	-54.15513004	Fixed Point on 60M envelope of arcs generated from FOS35	1094	1095	1.00
1096	-56.9814631	-54.1847183	Fixed Point on 60M envelope of arcs generated from FOS35	1095	1096	1.00
1097	-56.97724227	-54.2141763	Fixed Point on 60M envelope of arcs generated from FOS35	1096	1097	1.00
1098	-56.97274623	-54.24349507	Fixed Point on 60M envelope of arcs generated from FOS35	1097	1098	1.00
1099	-56.96797733	-54.27266561	Fixed Point on 60M envelope of arcs generated from FOS35	1098	1099	1.00
1100	-56.96293669	-54.3016767	Fixed Point on 60M envelope of arcs generated from FOS35	1099	1100	1.00
1101	-56.95762665	-54.33052385	Fixed Point on 60M envelope of arcs generated from FOS35	1100	1101	1.00
1102	-56.95204834	-54.35919583	Fixed Point on 60M envelope of arcs generated from FOS35	1101	1102	1.00
1103	-56.94620285	-54.3876859	Fixed Point on 60M envelope of arcs generated from FOS35	1102	1103	1.00
1104	-56.94009128	-54.41598283	Fixed Point on 60M envelope of arcs generated from FOS35	1103	1104	1.00
1105	-56.60240113	-56.11882704	Fixed Point on 60M envelope of arcs generated from FOS36	1104	1105	59.77
1106	-56.3453417	-57.85308084	Fixed Point on 60M envelope of arcs generated from FOS37	1105	1106	59.74
1107	-56.34057476	-57.88177079	Fixed Point on 60M envelope of arcs generated from FOS37	1106	1107	1.00
1108	-56.33553651	-57.91030802	Fixed Point on 60M envelope of arcs generated from FOS37	1107	1108	1.00
1109	-56.33022935	-57.9386813	Fixed Point on 60M envelope of arcs generated from FOS37	1108	1109	1.00
1110	-56.32465317	-57.96688167	Fixed Point on 60M envelope of arcs generated from FOS37	1109	1110	1.00

FP	Latitude (S)	Longitude (W)	Method	From FP	to FP	Dist (M)
1111	-56.22285821	-58.50915643	Fixed Point on 200M limit	1110	1111	19.14

Front cover picture credits:

1. Rockhopper Penguin, head close-up, West Point Island, West Falklands.  
© iStockphoto File #: 7114646, Dawn Nichols, 09-03-08
2. King Penguins at the beach in the rain, against the high snow mountains of South Georgia.  
© iStockphoto File #: 5215339, Alexander Hafemann, 01-26-08
3. South west Atlantic Bathymetry.  
Created using Generic Mapping Tools (GMT) by UNCLOS Group at NOC, Southampton.

